

2 0 2 5



INNOVATION IN ACCESS

- ACCESS PANELS
- LOFT HATCHES
- LOFT LADDERS
- ROOF HATCHES
- AOV SMOKE VENTS

OUR » ASPIRATIONS

Our Mission

Producing and supplying Access Panels and Loft Hatches to the Building Industry with a group of service orientated people.

Our Vision

To be recognised as the UK's outstanding first choice supplier of high-quality Access Panels and Loft Hatches, whilst aiming to be the best employer there is.



Access Building Products Ltd Is The UK's Largest Stockist Of Access Panels With Over 300,000 Stock Items Available For Next Day Delivery.

1

Business

- Fully meeting customers' needs on quality, service and cost
 - Simple, clear, transparent lines of communication
 - We are professional in all things at all times
 - We behave in an ethically responsible manner
 - Reducing our carbon footprint and caring for the environment
 - We strongly support our chosen charities
-

2

People

- We teach each other whenever possible
 - We are passionate about health, welfare and well-being of staff
 - We give time and resources to generously supporting our staff
 - We are open and transparent with each other
-

3

Innovation

- Every day creates an opportunity to be innovative
 - We invent things others thought impossible
 - We apply creative practical solutions to complex problems
-

OUR
VALUES

CONT



UNDERSTANDING FIRE RATED

A Fire Rated access panel is required to maintain the structural integrity of the wall or ceiling that it is to be installed in.

p.06



ICONS & THEIR MEANINGS

We have designed a series of icons to help you navigate through our brochure as easily as possible - view the set.

p.07




BESPOKE ACCESS PANELS

We Design & Manufacture our panels in the UK and can make most bespoke panels to any required size.

p.08

E N T S



ACCESS PANELS

View our extensive range of Fire Rated & Non Fire Rated Access Panels.

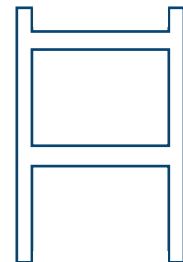
p.12



LOFT HATCHES

View our extensive range of Airtight, Insulated, Acoustic Rated, Fire Rated, Hinged & Push-up Loft Access.

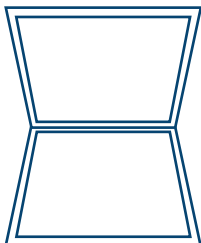
p.42



LOFT LADDERS

View our extensive range of Domestic & Commercial Loft Ladders.

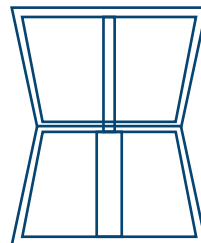
p.47



ROOF HATCHES

View our comprehensive range of Polycarbonate glazed roof access hatches, along with our Steel & Aluminium solutions.

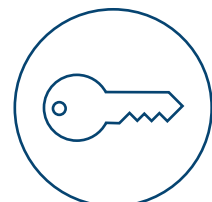
p.53



AOV SMOKE VENTS

AOV systems provide a Smoke & Heat Ventilation solution for all applications.

p.57



LOCKING OPTIONS

Access Panels come with a variety of Security Locking systems to suit your needs. View our range.

p.60

120



FIRE TESTING

- Fire Rated Products are available with a Beaded (BF) or Picture Frame (PF) and range from 1 hour or 2 hours fire rating. Our panels are manufactured from Zintec steel for a corrosion-resistant finish.

All of our panels are independently tested in a UKAS-approved test house and have certified fire ratings from both sides. Products are tested to B.S.476: Part 22:1987 and/or BS EN 1634-1:2014+A1:2018, Part J compliant and supplied as standard with a budget lock. A variety of locking alternatives are available.

When Do I need a Fire Rated Panel?

A Fire rated access panel is required to maintain the structural integrity of the wall or ceiling that it is to be installed in, whilst at the same time functioning as an inspection or access point. It is important to ensure that the panel you are installing is at least of the same fire rating as the surrounding wall or ceiling.

There are some scenarios where a residential building will require a fire rated panel, for both safety and insurance purposes, for instance in an integral garage. If in doubt, please check with the relevant building authority.

Do I need a 1 or 2 hour Fire Rated Panel?

This depends on individual situations, refer to table B4 of approved document B of the building regulations.



ACCESS ICONS

Access Building Products Ltd has created a series of icons to help you identify products easier at a glance. You will find these positioned on product detail pages informing you of their panel properties.



WATERPROOF

Waterproof Product



FIRE RATED

Fire Rated & Product Fire Rating Properties



AIR TESTED

Air Tested Product



LOCK OPTION

A Variety Of Locks Available



SMOKE TESTED

Smoke Tested Product



SAFETY PRODUCT

Anti-Ligature Safety Product



BESPOKE AVAILABLE

Bespoke Sizes Available



Acoustic Reduction Product



BESPOKE PANELS



Here at Access Building Products Ltd, we understand that one size never fits all, and because of this, we invested over £1 million in 2023 in our Bespoke Manufacturing Process.

As a self-sufficient company, we rely only on ourselves to produce Access Panels of the highest quality possible. Starting from the Computer-Aided design process, right through to construction and finishing.

We are able to make most bespoke panels to any required size.

Please see individual pages for size limitations.



Two overlapping blue circles of different shades are positioned on the left side of the page, partially overlapping the blue header.

ACCESS PANELS

- Our Access Panels are widely used in Commercial and Residential buildings to provide access to services, cables, plumbing valves etc.

Most products come with Free Next Working day Delivery and with the exception of UK Manufactured Bespoke products

Plastic Access Panels:

- » 12 HA - Plastic Access Panel.
- » 13 PCAP - Waterproof & Airtight Plastic Access Panel.

Non-Fire Rated Access Panels:

Standard Products

- » 14 PFS-SH/BFS-SH - Value Steel Access Panel.
- » 15 PFS/BFS - Premium Steel Access Panel.
- » 16 PFS/BFS-TL - Touch Latch Access Panel.
- » 17 EAP-INS-AT - External Access Panel.
- » 18 SCAP/SCAPB - Circular Access Panel.

Plasterboard Faced Products

- » 19 BFS-PLAST-EC - Beaded Frame Plaster Door.
- » 20 BFS-PLAST-TL - Beaded Frame Touch Latch Plaster Door.

Tile Access Panel Products

- » 21 TILE-LO - Tiled Lift Out Access Panel.
- » 22 TILE-HIN-TL - Tiled Hinged Access Panel.
- » 23 TILE-K - Tiled Panel Kit.

Specialist/Bespoke Products

- » 24 ANTILIG-NF-PF/BF - Anti-Ligature Access Panel.
- » 25 PFS-SH-PERF - Perforated Door Access Panel.
- » 26 RIGITONE-S - Acoustic Ceiling Access Solution.
- » 27 PFS-LL - X-Ray Guard Access Panel.
- » 28 WP-TP - Wallpaper Touch Latch Access Panel.

Fire Rated Access Panels:

Standard Fire Rated Products

- » 29 PFFD/BFFD - 1 Hour Fire Rated Access Panel.
- » 30 PFFD-INS-AT - Insulated & Air Tested Access Panel.
- » 31 PFFD/BFFD-AT - Air Tested Access Panel.
- » 32 PFFD/BFFD-INS-40dB - Insulated & Acoustic Access Panel.
- » 33 ANTI-LIG-PF/BF - Anti-Ligature Access Panel.

Plasterboard Faced Products

- » 34 BFFD-PLAST - 1 Hour Fire Rated Beaded Frame Plaster Door.

Fire Rated Riser Doors:

- » 35 BUDGET RISER - 2 Hour Fire Rated Riser Door.
- » 36 DUPLEX-RISER-90 - 90 Minute Fire Rated Riser Door.
- » 37 DUPLEX-RISER-120 - 2 Hour Fire Rated Riser Door.

Over Boxes & Meter Boxes

- » 38 FR-MET-OVER-BX Internal Electricity Meter Overbox.
- » 30 MET-BOX-INS - EWI - Insulated Electricity Meter Box
- » 40 GAS-MET-INS - EWI - Insulated Gas Meter Box

HA Plastic Access Panel - Hinged Door 8 Sizes

12

ACCESS
PANELS

HA Plastic Access Panel - 8 Sizes



KEY LOCK
AVAILABLE



MADE IN
THE UK



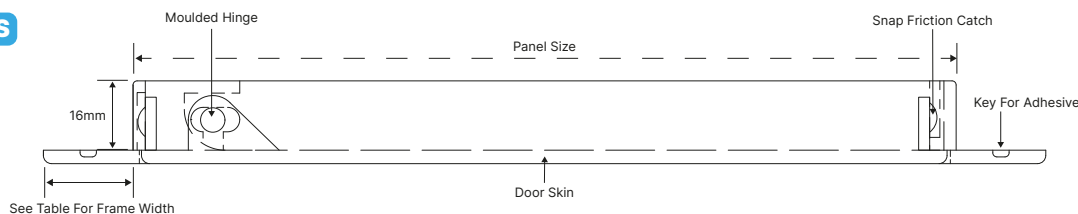
LOCK
OPTION



20dB

- All sizes are guaranteed not to sag when fitted in ceilings.
- Lightweight and easy to fit.
- Constructed from high impact UV stable white HIPS plastic.
- Push fit lock as standard - Key Lock Available.
- Designed to ensure it stays flush with the frame.
- Provides a 20dB acoustic reduction.
- Finely textured surface for a paint finish (if required).
- Anti-static treated

HA-PLAS



CODE	PANEL SIZE	STRUCTURAL OPENING	OVERALL SIZE INC. FRAME	FRAME WIDTH	CLEAR OPENING ONCE INSTALLED	DEPTH	WEIGHT
HA100X150	100 × 150mm	105 × 155mm	130 × 180mm	15mm	91 × 140mm	16mm	0.11kg
HA150X150	150 × 150mm	155 × 155mm	196 × 196mm	25mm	120 × 140mm	16mm	0.18kg
HA150X230	150 × 230mm	155 × 235mm	195 × 273mm	25mm	142 × 216mm	16mm	0.23kg
HA200X200	200 × 200mm	205 × 205mm	247 × 247mm	25mm	191 × 194mm	16mm	0.26kg
HA300X300	300 × 300mm	305 × 305mm	345 × 345mm	25mm	293 × 294mm	16mm	0.47kg
HA350X350	350 × 350mm	355 × 355mm	417 × 417mm	30mm	343 × 344mm	16mm	0.75kg
HA450X450	450 × 450mm	455 × 455mm	512 × 512mm	30mm	420 × 440mm	16mm	1.13kg
HA550X550	550 × 550mm	555 × 555mm	621 × 621mm	35mm	532 × 518mm	16mm	1.6kg

NOTES:

Access Building Products Ltd, Unit 86, Marston Moor Business Park, Tockwith YO26 7QF

T: 01423 874 753 E: info@accessbuildingproducts.co.uk

www.accessbuildingproducts.co.uk




VIEW ONLINE

PCAP Waterproof & Airtight Plastic

13

ACCESS
PANELS

PCAP Waterproof & Airtight Plastic - 4 Sizes



WATERPROOF
PRODUCT



MADE IN
THE UK



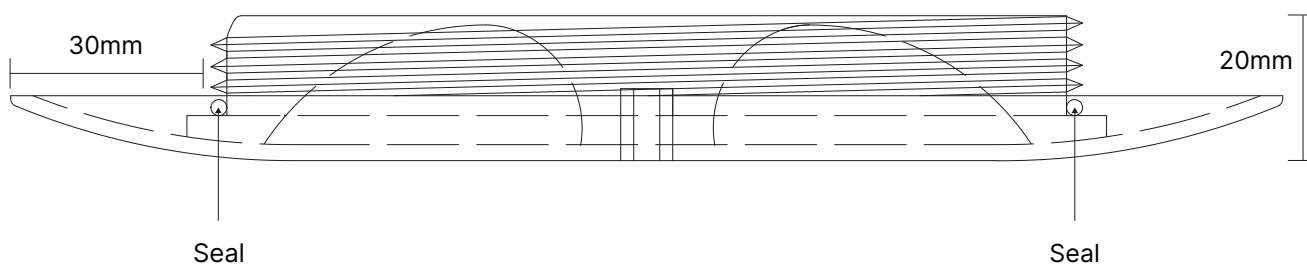
WATERPROOF



AIR TESTED

- Simple twist action with fine thread to easily open or close.
- Air tight under both positive and negative air pressure.
- Low level gloss, white finish provides a zero maintenance.
- Fitted with a Waterproof O-ring seal.
- Perfect for Bathrooms, Showers, Wetrooms and Kitchens.
- Precision moulded from UV stable PVC.
- Circular access panel for access to building & utility services.
- Held in place by six concealed face fixing points.

PCAP



CODE	SIZE	STRUCTURAL OPENING	OVERALL SIZE INC. FRAME	CLEAR OPENING ONCE INSTALLED	DEPTH	WEIGHT
PCAP102	Ø 102 mm	Ø 115mm	Ø 162mm	Ø 102 mm	10mm	0.1kg
PCAP127	Ø 127 mm	Ø 140mm	Ø 187mm	Ø 127 mm	10mm	0.2kg
PCAP152	Ø 152 mm	Ø 166mm	Ø 212mm	Ø 152 mm	10mm	0.2kg
PCAP200*	Ø 200 mm	Ø 213mm	Ø 260mm	Ø 200 mm	10mm	0.4kg

*Ø 200mm version has visible fixing point. All other sizes are concealed.

NOTES:



Access Building Products Ltd, Unit 86, Marston Moor Business Park, Tockwith YO26 7QF

T: 01423 874 753 E: info@accessbuildingproducts.co.uk

www.accessbuildingproducts.co.uk

VIEW ONLINE

PFS-SH/BFS-SH Steel Access Panel

PFS-SH Picture Frame or BFS-SH Beaded Frame



BFS-SH
BEADED FRAME



MADE IN
THE UK

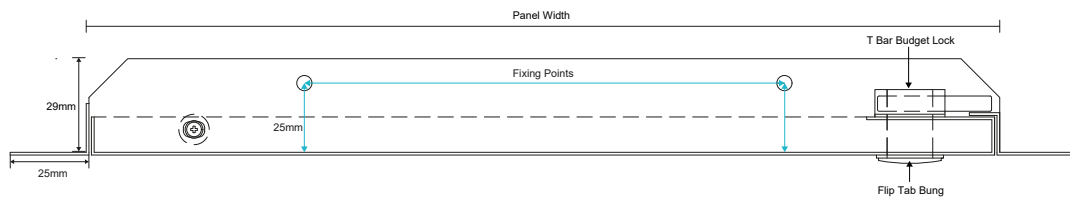


LOCK
OPTION



BESPOKE
AVAILABLE

- Steel access panel, just 30mm deep with a 25mm frame.
- Pre-drilled fixing holes for easy fitting.
- Suitable for use in either walls or ceilings.
- Budget, Tamper Proof or Key Locking Options.
- Fabricated from Zintec steel.
- Powder-coated in white RAL9010 with satin finish.



CODE	PANEL SIZE	STRUCTURAL OPENING	OVERALL SIZE INCLUDING FRAME	CLEAR OPENING ONCE INSTALLED	DEPTH	WEIGHT
PFS-SH/BFS-SH-150×150	150 × 150mm	155 × 155mm	200 × 200mm	147 × 97mm	29mm	0.7kg
PFS-SH/BFS-SH-200×200	200 × 200mm	205 × 205mm	250 × 250mm	197 × 149mm	29mm	1.0kg
PFS-SH/BFS-SH-230×150*	230 × 150mm	235 × 155mm	280 × 200mm	227 × 98mm	29mm	1.0kg
PFS-SH/BFS-SH-300×300	300 × 300mm	305 × 305mm	350 × 350mm	298 × 250mm	29mm	1.5kg
PFS-SH/BFS-SH-350×350	350 × 350mm	355 × 355mm	400 × 400mm	344 × 298mm	29mm	2.0kg
PFS-SH/BFS-SH-400×400	400 × 400mm	405 × 405mm	450 × 450mm	399 × 344mm	29mm	2.5kg
PFS-SH/BFS-SH-450×450	450 × 450mm	455 × 455mm	500 × 500mm	444 × 398mm	29mm	2.8kg
PFS-SH/BFS-SH-500×500	500 × 500mm	505 × 505mm	550 × 550mm	495 × 442mm	29mm	3.2kg
PFS-SH/BFS-SH-550×550	550 × 550mm	555 × 555mm	600 × 600mm	547 × 497mm	29mm	3.9kg
PFS-SH/BFS-SH-600×300*	600 × 300mm	605 × 305mm	650 × 350mm	597 × 255mm	29mm	2.8kg
PFS-SH/BFS-SH-600×600	600 × 600mm	605 × 605mm	650 × 650mm	597 × 547mm	29mm	4.5kg

*Hinged long side

NOTES:



Access Building Products Ltd, Unit 86, Marston Moor Business Park, Tockwith YO26 7QF

T: 01423 874 753 E: info@accessbuildingproducts.co.uk

www.accessbuildingproducts.co.uk

VIEW ONLINE

PFS/BFS Premium Steel Access Panel

15

ACCESS
PANELS

PFS Picture Frame or BFS Beaded Frame - 9 Standard Sizes



BFS
BEADED FRAME



MADE IN
THE UK



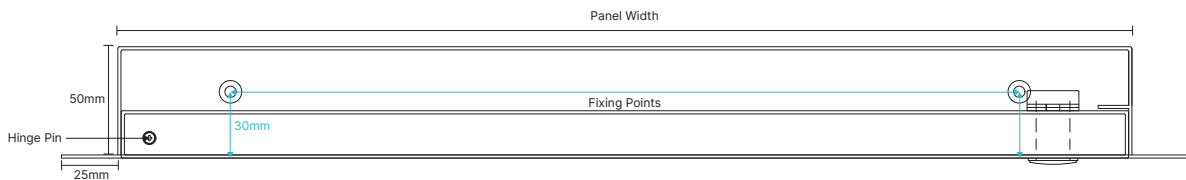
LOCK
OPTION



BESPOKE
AVAILABLE

- Premium quality steel access panel range.
- Robust access panel, just 50mm deep with a 25mm frame.
- Pre-drilled fixing holes for easy fitting.
- Suitable for use in either walls or ceilings.
- Budget or Tamper Proof Lock Options.
- Fabricated from 1.2mm Zintec steel.
- Powder coated in Satin White RAL 9010.

PFS



CODE	PANEL SIZE	STRUCTURAL OPENING	OVERALL SIZE INCLUDING FRAME	CLEAR OPENING ONCE INSTALLED	DEPTH	WEIGHT
PFS/BFS-150×150	150 × 150mm	155 × 155mm	200 × 200mm	122 × 110mm	50mm	1.0kg
PFS/BFS-200×200	200 × 200mm	205 × 205mm	250 × 250mm	175 × 160mm	50mm	1.3kg
PFS/BFS-300×300	300 × 300mm	305 × 305mm	350 × 350mm	270 × 260mm	50mm	2.2kg
PFS/BFS-350×350	350 × 350mm	355 × 355mm	400 × 400mm	320 × 310mm	50mm	2.5kg
PFS/BFS-450×450	450 × 450mm	455 × 455mm	500 × 500mm	420 × 410mm	50mm	3.5kg
PFS/BFS-550×550	550 × 550mm	555 × 555mm	600 × 600mm	520 × 510mm	50mm	4.7kg
PFS/BFS-600×600	600 × 600mm	605 × 605mm	650 × 650mm	570 × 560mm	50mm	5.4kg
PFS/BFS-900×600*	900 × 600mm	905 × 605mm	950 × 650mm	820 × 560mm	50mm	7.9kg
PFS/BFS-1200×600	1200 × 600mm	1205 × 605mm	1250 × 650mm	1170 × 570mm	50mm	11.5kg

*Hinged long side

NOTES:



Access Building Products Ltd, Unit 86, Marston Moor Business Park, Tockwith YO26 7QF

T: 01423 874 753 E: info@accessbuildingproducts.co.uk

www.accessbuildingproducts.co.uk

VIEW ONLINE

PFS-TL- Touch Latch locks

16

ACCESS
PANELS

PFS-TL Picture Frame or BFS-TL Beaded Frame

The Ultimate Discreet Panel

No Visible Locks On Panel Face

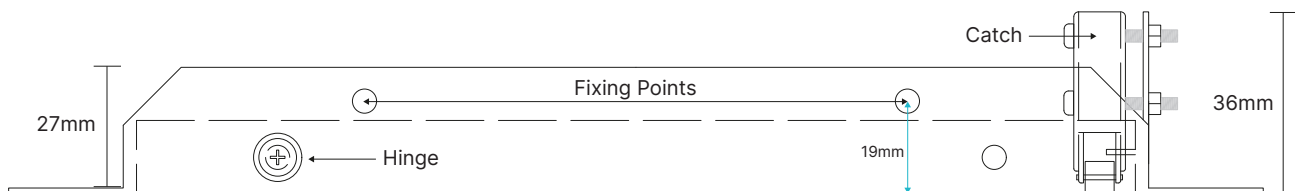


BFS-TL
BEADED FRAME



- Slim contemporary panel with invisible locks.
- Simply press and click to open or close.
- Panel depth 27mm - Max depth 36mm (allowing for the locks).
- Beaded or Picture Frame available.
- Fabricated from 1.2mm Zintec steel.
- Powder-coated in white RAL9010 with satin finish.

PFS-TL



CODE	PANEL SIZE	STRUCTURAL OPENING	OVERALL SIZE INCLUDING FRAME	CLEAR OPENING ONCE INSTALLED	DEPTH	WEIGHT
PFS-TL/BFS-TL-150	150 × 150mm	155 × 155mm	200 × 200mm	148 × 100mm	27mm*	0.5kg
PFS-TL/BFS-TL-200	200 × 200mm	205 × 205mm	250 × 250mm	198 × 150mm	27mm*	0.7kg
PFS-TL/BFS-TL-300	300 × 300mm	305 × 305mm	350 × 350mm	298 × 250mm	27mm*	1.3kg
PFS-TL/BFS-TL-350	350 × 350mm	355 × 355mm	400 × 400mm	348 × 300mm	27mm*	1.7kg
PFS-TL/BFS-TL-450	450 × 450mm	455 × 455mm	500 × 500mm	448 × 400mm	27mm*	2.6kg
PFS-TL/BFS-TL-550	550 × 550mm	555 × 555mm	600 × 600mm	548 × 500mm	27mm*	3.4kg
PFS-TL/BFS-TL-600	600 × 600mm	605 × 605mm	650 × 650mm	598 × 550mm	27mm*	3.8kg

*Panel depth is 27mm but both touch latch lock are 36mm deep. Please allow for this when fitting

NOTES:



Access Building Products Ltd, Unit 86, Marston Moor Business Park, Tockwith YO26 7QF

T: 01423 874 753 E: info@accessbuildingproducts.co.uk

www.accessbuildingproducts.co.uk

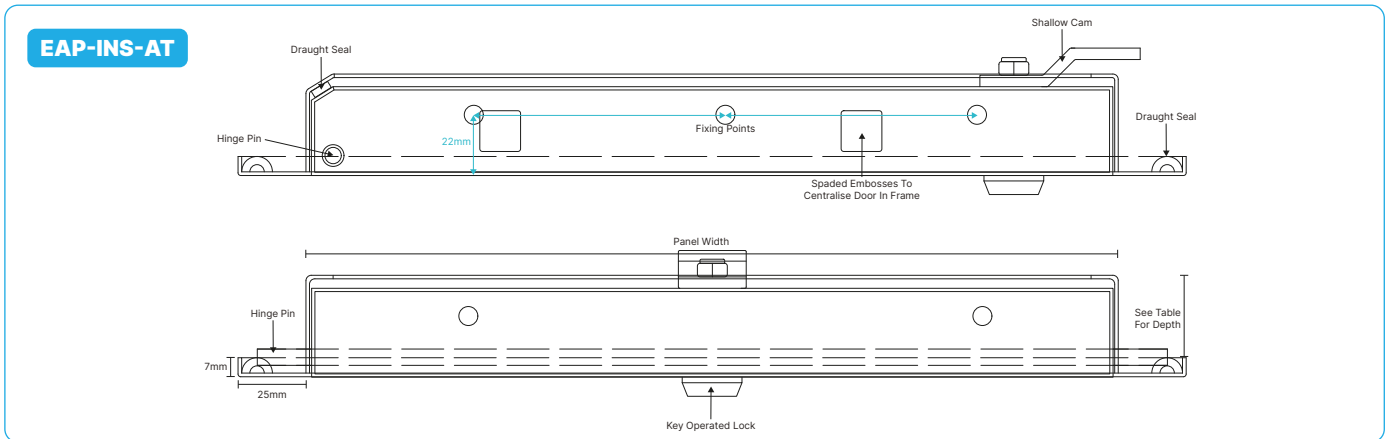
VIEW ONLINE

EAP-INS-AT External Access Panel

EAP-INS-AT Picture Frame External Access Panel



- Air Tested in a UKAS accredited test house.
- Smoke tested to BS EN 1634-3:2004.
- Insulated with foil backed PIR insulation to 0.35 "U" Value.
- UKAS tested to provide 36dB acoustic reduction.
- Secure key radial tumbler lock.
- Primed with electrostatic rust inhibitive powder coating.
- Powder-coated in white RAL9010 with satin finish.
- Bespoke sizes available.



CODE	PANEL SIZE	U VALUE	STRUCTURAL OPENING	OVERALL SIZE INCLUDING FRAME	CLEAR OPENING ONCE INSTALLED	DEPTH	WEIGHT
EAP-INS-AT-300X300	300 × 300mm	0.35	305 × 305mm	350 × 350mm	280 × 255mm	33mm	2.9kg
EAP-INS-AT-450X450	450 × 450mm	0.35	455 × 455mm	500 × 500mm	430 × 375mm	63mm	4.3kg
EAP-INS-AT-600X600	600 × 600mm	0.35	605 × 605mm	650 × 650mm	580 × 525mm	63mm	5.9kg

NOTES:

Access Building Products Ltd, Unit 86, Marston Moor Business Park, Tockwith YO26 7QF

T: 01423 874 753 E: info@accessbuildingproducts.co.uk

www.accessbuildingproducts.co.uk



VIEW ONLINE

SCAP Access Panels for Ceilings

SCAP Picture Frame or SCAPB Beaded Frame

Extra Slender Panel

For Use in Ceilings Only



SCAPB
BEADED FRAME



MADE IN
THE UK



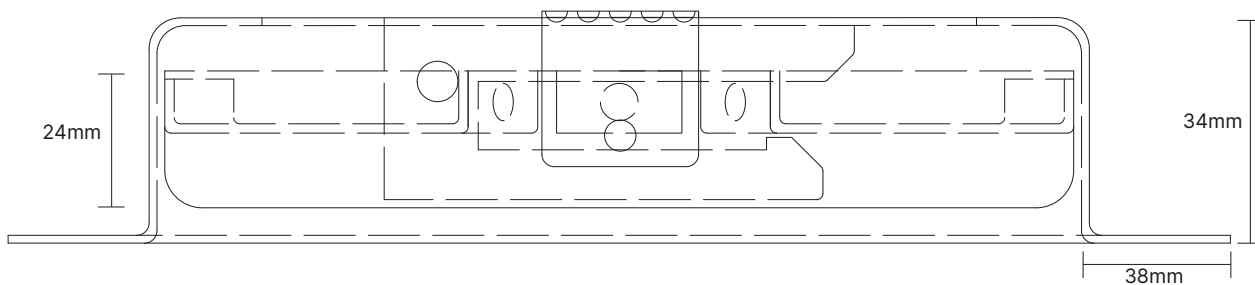
SAFETY
PRODUCT



BESPOKE
AVAILABLE

- Safety tether to ensure the panel won't drop on opening.
- Manufactured from 1.2mm Zintec steel.
- Concealed fixings & mounts
- Powder-coated in white RAL9010 with satin finish.
- Picture or Beaded Frame for ceilings (only).
- 5 Sizes available from Ø150mm up to Ø600mm

SCAP



CODE	PANEL SIZE	STRUCTURAL OPENING	CLEAR OPENING ONCE INSTALLED	DEPTH	WEIGHT
SCAP/SCAPB-150	Ø150mm	155mm	120mm	25mm	0.2kg
SCAP/SCAPB-200	Ø200mm	205mm	170mm	25mm	0.4kg
SCAP/SCAPB-300	Ø300mm	305mm	270mm	25mm	0.7kg
SCAP/SCAPB-450	Ø450mm	455mm	415mm	30mm	2.2kg
SCAP/SCAPB-600	Ø600mm	605mm	555mm	30mm	3.4kg

NOTES:



Access Building Products Ltd, Unit 86, Marston Moor Business Park, Tockwith YO26 7QF

T: 01423 874 753 E: info@accessbuildingproducts.co.uk

www.accessbuildingproducts.co.uk

VIEW ONLINE

BFS-PLAST-EC Beaded Frame Plaster Door

BFS-Plast Beaded Frame Plaster Door - Non fire rated



DISCREET ACCESS



MADE IN
THE UK



21dB



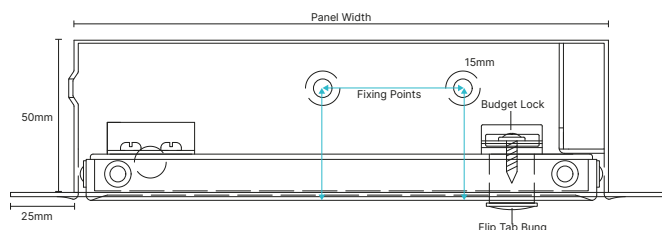
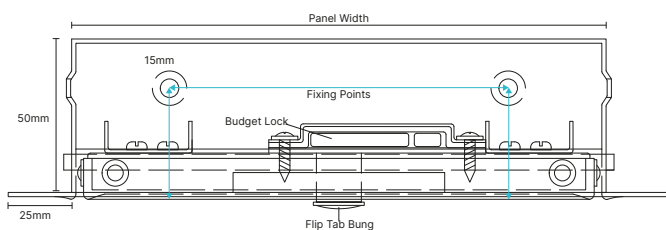
BESPOKE
AVAILABLE

Bespoke Sizes Available

Bespoke sizes up to 900 × 700mm.

- Non-Fire Rated product.
- Frame and door must be taped and jointed.
- Removable door with plastic bung to access conceal budget lock.
- 21 dB reduction on acoustic test.
- Powder-coated in white RAL9010 with satin finish.
- Beaded zintec steel frame (powder-coated).
- Plasterboard door insert.

BFS-PLAST-EC



CODE	PANEL SIZE	STRUCTURAL OPENING	OVERALL SIZE INCLUDING FRAME	CLEAR OPENING ONCE INSTALLED	DEPTH	WEIGHT
BFS-PLAST-EC-200×200	200 × 200mm	205 × 205mm	250 × 250mm	173 × 140mm	50mm	2.2kg
BFS-PLAST-EC-300×300	300 × 300mm	305 × 305mm	350 × 350mm	275 × 240mm	50mm	3.68kg
BFS-PLAST-EC-350×350	350 × 350mm	355 × 355mm	400 × 400mm	322 × 290mm	50mm	4.48kg
BFS-PLAST-EC-450×450	450 × 450mm	455 × 455mm	500 × 500mm	424 × 385mm	50mm	6.54kg
BFS-PLAST-EC-550×550	550 × 550mm	555 × 555mm	600 × 600mm	520 × 490mm	50mm	8.81kg
BFS-PLAST-EC-600×300*	600 × 300mm	605 × 305mm	650 × 350mm	560 × 224mm	50mm	6.06kg
BFS-PLAST-EC-600×600	600 × 600mm	605 × 605mm	650 × 650mm	559 × 514mm	50mm	10.18kg
BFS-PLAST-EC-900×600*	900 × 600mm	905 × 605mm	950 × 650mm	842 × 540mm	50mm	14.35kg
BFS-PLAST-EC-1200×600*	1200 × 600mm	1205 × 605mm	1250 × 650mm	1142 × 522mm	50mm	17.5kg

*Hinged long side

NOTES:



Access Building Products Ltd, Unit 86, Marston Moor Business Park, Tockwith YO26 7QF

T: 01423 874 753 E: info@accessbuildingproducts.co.uk

www.accessbuildingproducts.co.uk

VIEW ONLINE

BFS-Plast-TL Beaded Frame Touch Latch

Beaded Frame Plaster Door - Touch Latch



DISCREET ACCESS



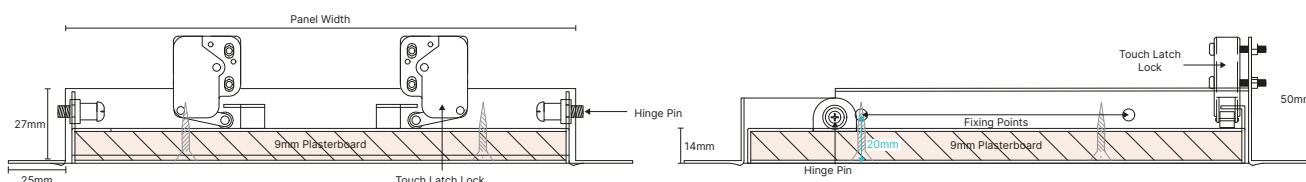
MADE IN THE UK



SAFETY PRODUCT

- Suitable for walls and ceilings.
- Touch Latch locks making for an incredibly discreet finish.
- Removable door for ease of installation.
- Larger panels supplied with safety cables (550mm+).
- Fabricated from Zintec steel.
- Powder-coated in white RAL9010 with satin finish.

BFS-PLAST-TL



CODE	PANEL SIZE	STRUCTURAL OPENING	OVERALL SIZE INCLUDING FRAME	CLEAR OPENING ONCE INSTALLED	DEPTH	WEIGHT
BFS-PLAST-TL-200×200	200 × 200mm	205 × 205mm	250 × 250mm	183 × 164mm	27mm	1.09kg
BFS-PLAST-TL-300×300	300 × 300mm	305 × 305mm	350 × 350mm	268 × 264mm	27mm	2.01kg
BFS-PLAST-TL-350×350	350 × 350mm	355 × 355mm	400 × 400mm	333 × 315mm	27mm	2.61kg
BFS-PLAST-TL-450×450	450 × 450mm	455 × 455mm	500 × 500mm	433 × 414mm	27mm	3.91kg
BFS-PLAST-TL-550×550	550 × 550mm	555 × 555mm	600 × 600mm	534 × 515mm	27mm	5.7kg
BFS-PLAST-TL-600×300*	600 × 300mm	605 × 305mm	650 × 350mm	564 × 268mm	27mm	3.91kg
BFS-PLAST-TL-600×600	600 × 600mm	605 × 605mm	650 × 650mm	584 × 564mm	27mm	6.51kg

*Panel depth is 27mm but touch latch locks are 50mm - please allow for this when fitting.

NOTES:



Access Building Products Ltd, Unit 86, Marston Moor Business Park, Tockwith YO26 7QF

T: 01423 874 753 E: info@accessbuildingproducts.co.uk

www.accessbuildingproducts.co.uk


VIEW ONLINE

TILE-LO - Tile Door Access Panel

Lift out door with Touch Catch Locks - 3 Standard Sizes

Suitable with all types of Tile

Up to a thickness of 12mm overall
Inc. Tile and Adhesive



MADE IN
THE UK



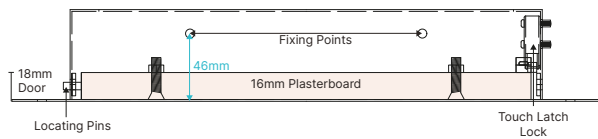
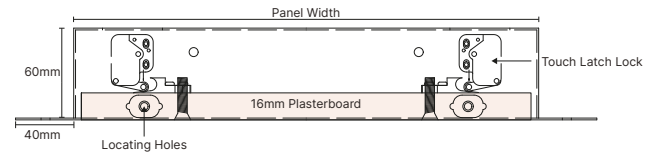
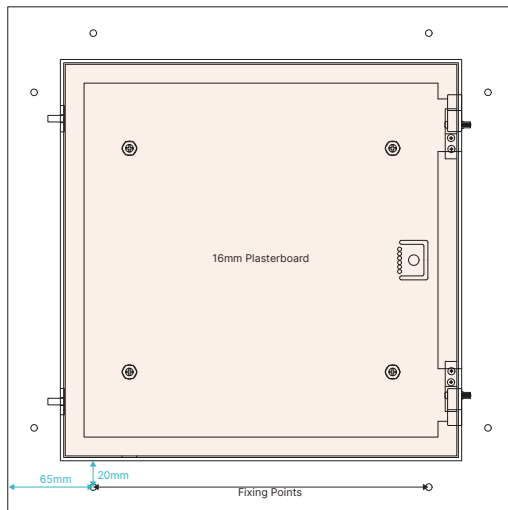
SAFETY
PRODUCT



BESPOKE
AVAILABLE

- Easy to install, with a quick release, removable door.
- Front and side fixing holes - choice of face fixing or side fixing.
- Touch catch locks, press to lock & release the door.
- Non-fire rated & for use in a Wall only.
- Safety tether to ensure the panel won't drop on opening.
- Bespoke sizes available up to 900 × 700mm.
- Suitable for use with all types of tile, including porcelain, ceramic, marble, stone, slate, glass, vitrified etc.

TILE-LO



CODE	PANEL SIZE	STRUCTURAL OPENING	OVERALL SIZE INCLUDING FRAME	CLEAR OPENING ONCE INSTALLED	DEPTH	WEIGHT
TILE-LO 300X300	300 × 300mm	318 × 318mm	380 × 380mm	270 × 270mm	60mm	3kg
TILE-LO 450X450	450 × 450mm	468 × 468mm	530 × 530mm	420 × 420mm	60mm	5.7kg
TILE-LO 600X600	600 × 600mm	618 × 618mm	680 × 680mm	570 × 570mm	60mm	9.3kg

NOTES:

Access Building Products Ltd, Unit 86, Marston Moor Business Park, Tockwith YO26 7QF

T: 01423 874 753 E: info@accessbuildingproducts.co.uk

www.accessbuildingproducts.co.uk



VIEW ONLINE

TILE-HIN-TL - Hinged Tile Door Panel

Tile Door Access Panel - Hinged door with Touch Catch Locks

Suitable with all types of Tile

Up to a thickness of 12mm overall
Inc. Tile and Adhesive



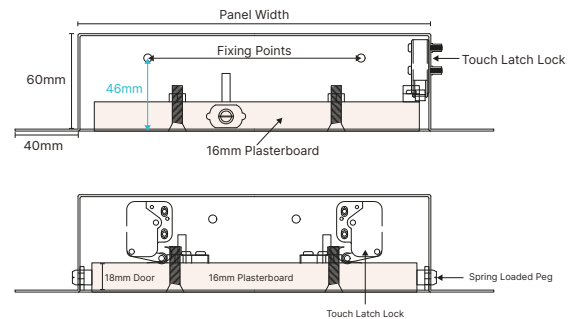
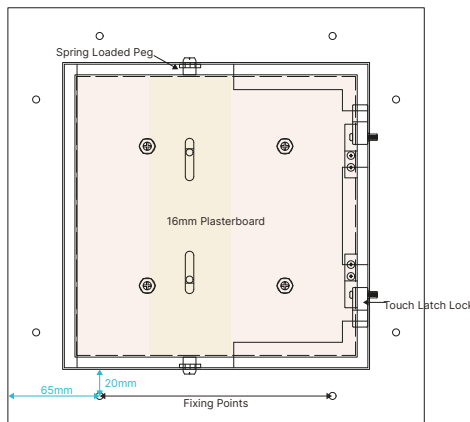
MADE IN
THE UK



BESPOKE
AVAILABLE

- Easy to install, with a quick release removable door.
- Front and side fixing holes - choice of face fixing or side fixing.
- Touch catch locks, press to lock & release the door.
- Non-fire rated & for use in a Wall only.
- Bespoke sizes up to 900 × 700mm.
- Suitable for use with all types of tile, including porcelain, ceramic, marble, stone, slate, glass, vitrified etc.

TILE-HIN-TL



CODE	PANEL SIZE	STRUCTURAL OPENING	OVERALL SIZE INCLUDING FRAME	CLEAR OPENING ONCE INSTALLED	DEPTH	WEIGHT
TILE-HIN-TL 300X300	300 × 300mm	323 × 323mm	380 × 380mm	270 × 195mm* 270 × 270mm**	60mm	2.9kg
TILE-HIN-TL 450X450	450 × 450mm	473 × 473mm	530 × 530mm	420 × 330mm* 420 × 420mm**	60mm	5.7kg
TILE-HIN-TL 600X600	600 × 600mm	623 × 623mm	680 × 680mm	572 × 495mm* 572 × 572mm**	60mm	9.4kg

*With door fitted ** With door removed

NOTES:



TILE-K - Tile Panel Kit

Converts A Single Tile Into An Access Panel

Suitable with all types of Tile

Tiles up to a thickness of 10mm
(subject to max 4.5kg)

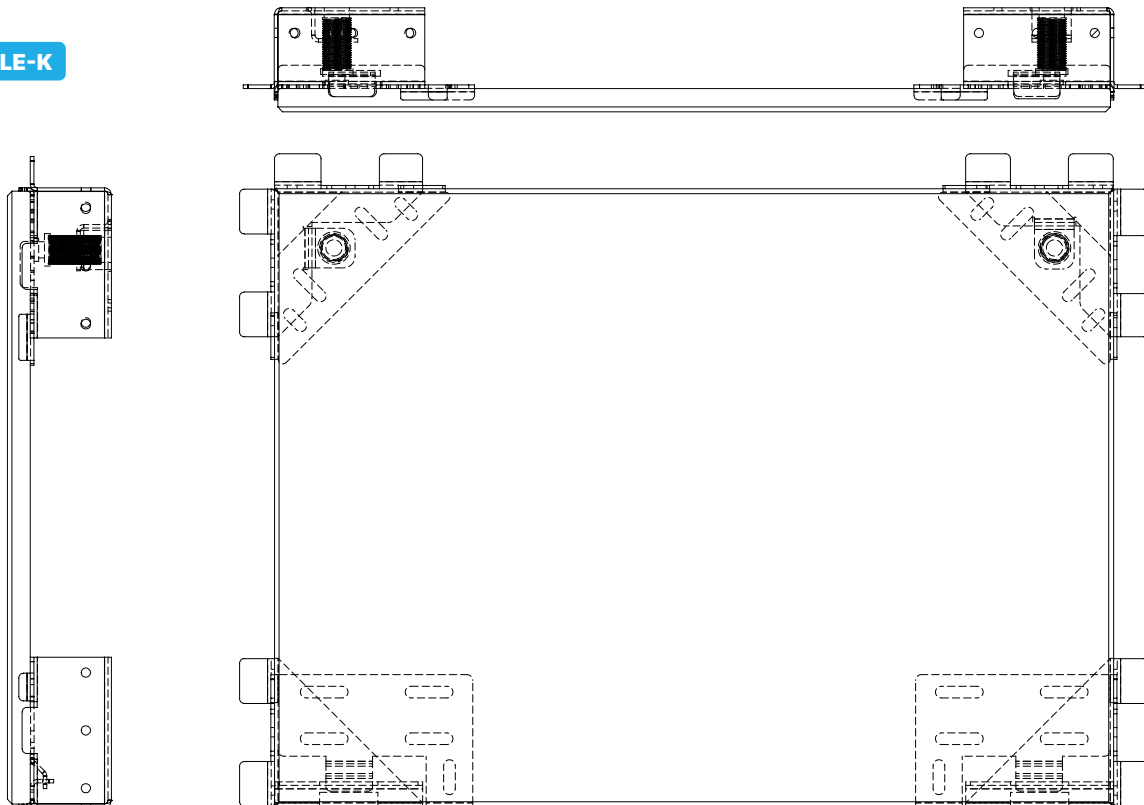


TILED
MAGNETIC DOOR



- Fully removable door for a larger access to services.
- Uses your single tile to create the hidden door.
- Twin magnetic sprung touch release latches.
- Suitable for creating from 130mm up to 600mm
- Maximum tile and adhesive weight of 4.5kg.
- The cost effective solution to access behind tiles.
- GB1712149.2 patent number.
- Hinged at the bottom side only.

TILE-K



NOTES:

Access Building Products Ltd, Unit 86, Marston Moor Business Park, Tockwith YO26 7QF

T: 01423 874 753 E: info@accessbuildingproducts.co.uk

www.accessbuildingproducts.co.uk



VIEW ONLINE

Anti-Ligature Access Panel

ANTILIG-PF or ANTILIG-BF



ANTILIG-BF
BEADED FRAME



SAFETY
PRODUCT



MADE IN
THE UK



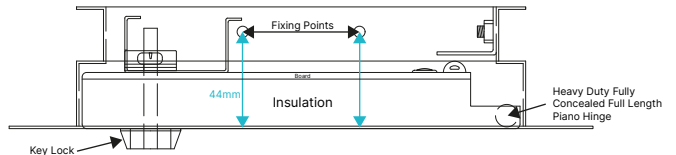
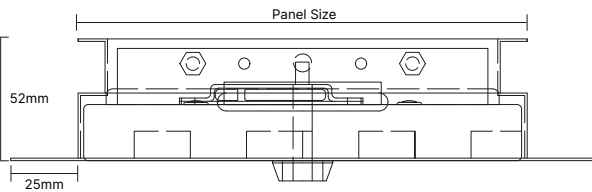
36dB



BESPOKE
AVAILABLE

- Steel Access Panel designed to prevent the attachment of ligatures.
- Powder-coated in white RAL9010 with satin finish.
- Sound tested to provide 36dB acoustic reduction.
- Picture or Beaded frame.
- Supplied with key lock.
- Suitable for Walls or Ceilings.

ANTILIG-PF



CODE	PANEL SIZE	STRUCTURAL OPENING	OVERALL SIZE INC. FRAME	CLEAR OPENING ONCE INSTALLED	DEPTH	WEIGHT
ANTILIG-PF/BF-150	150 × 150mm	155 × 155mm	200 × 200mm	75 × 80mm	52mm	1.3kg
ANTILIG-PF/BF-200	200 × 200mm	205 × 205mm	250 × 250mm	120 × 140mm	52mm	1.9kg
ANTILIG-PF/BF-300	300 × 300mm	305 × 305mm	350 × 350mm	220 × 264mm	52mm	3.2kg
ANTILIG-PF/BF-350	350 × 350mm	355 × 355mm	400 × 400mm	270 × 314mm	52mm	3.9kg
ANTILIG-PF/BF-450	450 × 450mm	455 × 455mm	500 × 500mm	370 × 412mm	52mm	5.5kg
ANTILIG-PF/BF-550	550 × 550mm	555 × 555mm	600 × 600mm	470 × 514mm	52mm	7.1kg
ANTILIG-PF/BF-600×300*	600 × 300mm	605 × 305mm	650 × 350mm	564 × 235mm	52mm	5.6kg
ANTILIG-PF/BF-600	600 × 600mm	605 × 605mm	650 × 650mm	520 × 564mm	52mm	8.4kg

*Hinged long side

Anti-ligature Disclaimer

The anti-ligature design elements of this access panel are not intended to replace the need for necessary supervision of those who may be at risk, or for other mandatory protective measures to be utilised for the specific usage. We do not offer any products for sale as being "ligature-free" and will not be liable for claims associated with ligature attachment on its hatches/panels

NOTES:



Access Building Products Ltd, Unit 86, Marston Moor Business Park, Tockwith YO26 7QF

T: 01423 874 753 E: info@accessbuildingproducts.co.uk

www.accessbuildingproducts.co.uk


VIEW ONLINE

PFS-SH-PERF Perforated Access

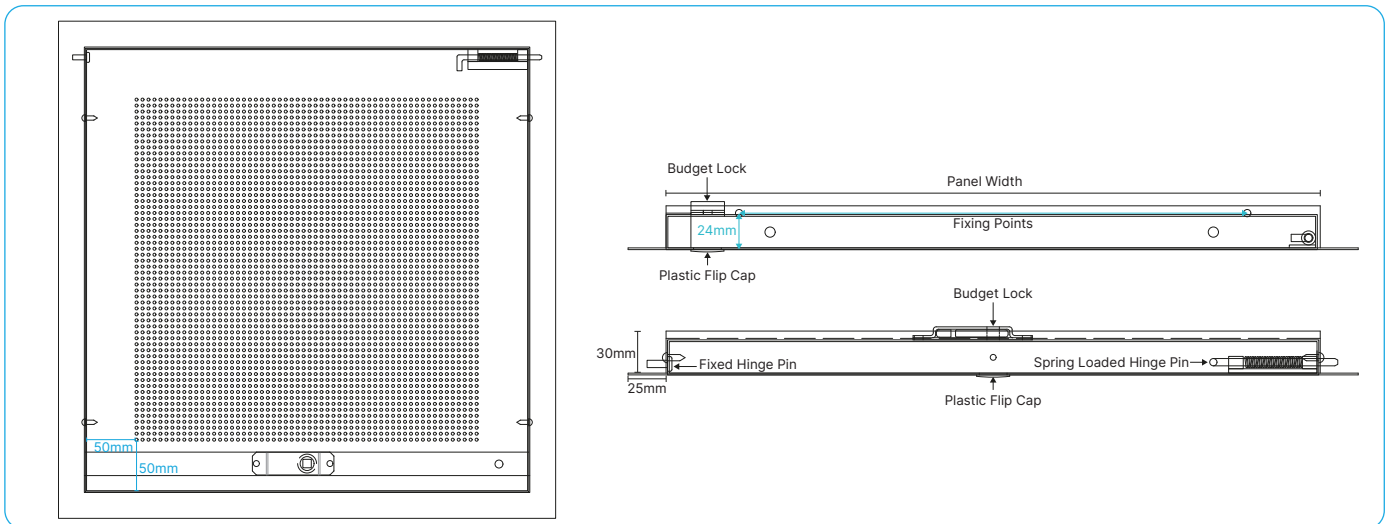
25

ACCESS
PANELS

Perforated door Access Panel - Picture Frame



- Budget & Touch Latch Lock Available
- Enhances airflow and/or aesthetics
- Perforated door with Ø 3mm holes at a 6mm square pitch (measurement between hole centres)
- Picture and Beaded Frame Available
- Perforations are 50mm from the edge of the door.
- Powder-coated in white RAL9010 with satin finish.
- Slim 25mm depth frame.



CODE	SIZE	STRUCTURAL OPENING	CLEAR OPENING ONCE INSTALLED	DEPTH	WEIGHT
PFS-SH-PERF300X300	300 × 300mm	302 × 302mm	300 × 260mm	30mm	1.4kg
PFS-SH-PERF450X450	450 × 450mm	450 × 450mm	450 × 410mm	30mm	2.4kg
PFS-SH-PERF600X600	600 × 600mm	600 × 600mm	600 × 560mm	30mm	3.7kg

NOTES:



Access Building Products Ltd, Unit 86, Marston Moor Business Park, Tockwith YO26 7QF

T: 01423 874 753 E: info@accessbuildingproducts.co.uk

www.accessbuildingproducts.co.uk

VIEW ONLINE

Acoustic Ceiling Access Solution

26

ACCESS
PANELS


Multi Compatible Acoustic Ceiling Access

COMPATIBLE WITH ALL MAJOR
CEILING SYSTEM SUPPLIERS

British Gypsum
SAINT-GOBAIN

KNAUF CEILING
Solutions

siniat



Bespoke Sizes Up To
900 × 600mm



SEAMLESS
SURFACE

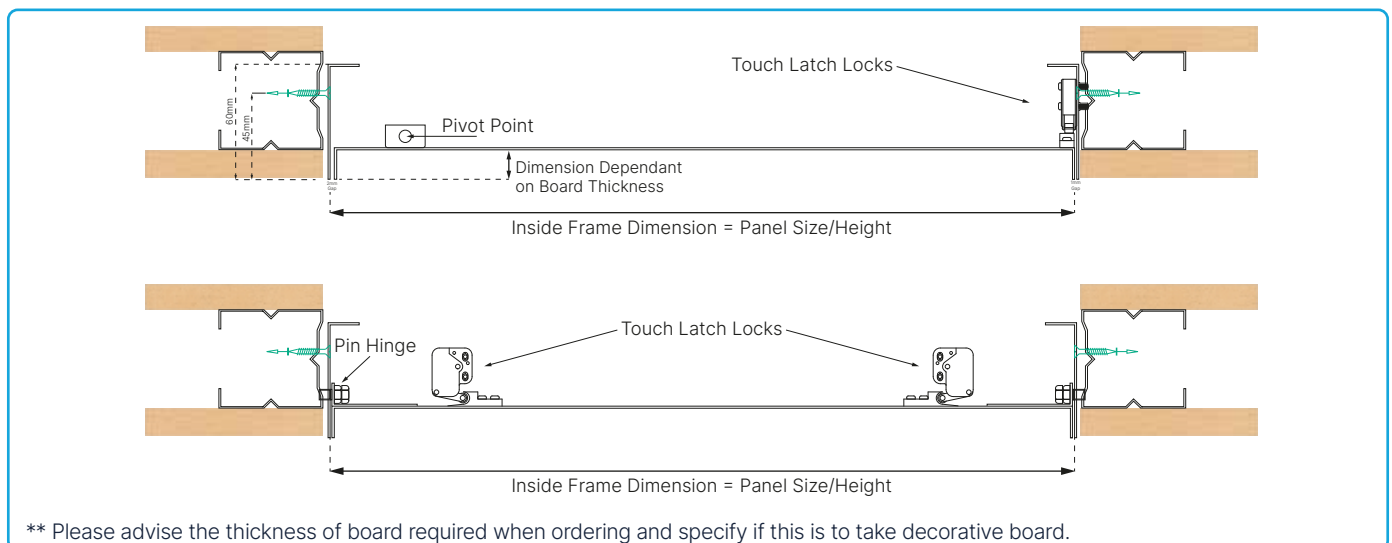
NOTE:

Independent bracing or support
may be required to take the
weight of the Access Panel.

- Touch Latch locks as standard
- Manufactured from 0.9mm Zintec Steel
- Manufactured with an exposed edge frame.
- Pivot hinged door leaf
- Budget Locking option available.
- Powder Coated RAL 9010 30% Gloss
- Non-Fire Rated Product

The Acoustic Ceiling System range of Access Panels are simple to install and suitable for ceilings allowing easy access where regular maintenance to services is required. The panel has a metal door tray to take the board inlay on site.

Make sure the structural opening is at least 7mm larger than the panel size, back of frame size. E.G a 900 x 600mm panel size requires a 907 x 607mm hole size. Remove the door from the frame and place the frame into the set hole. Fix through the appropriate fixing holes within the frame ensuring the frame is pushed up against the structural opening surround. Check the frame is square by measuring corner to corner. Refit the door and lock in place; the door and frame should be flush.



Access Building Products Ltd, Unit 86, Marston Moor Business Park, Tockwith YO26 7QF

T: 01423 874 753 E: info@accessbuildingproducts.co.uk

www.accessbuildingproducts.co.uk



VIEW ONLINE

PFS-LL Ray-Guard Access Panel

CODE 5

27

ACCESS
PANELS

PFS-LL Lead Lined Protection From X-Rays



CODE 5
LEAD LINED



MADE IN
THE UK

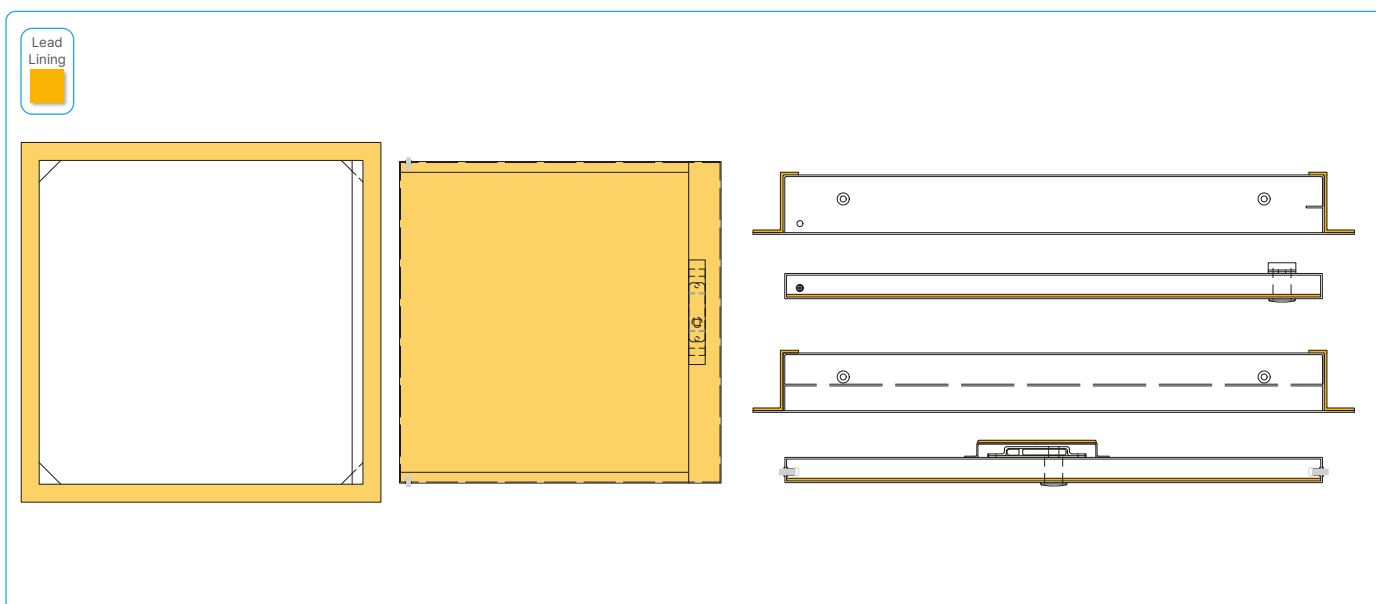


BESPOKE
AVAILABLE



RADIATION
PROTECTION

- Steel access panel, lined with Code 5 Lead.
- 2.24mm thick Lead for Radiation Protection.
- Premium quality Zintec Steel access panel range.
- T-Key Locking Function.
- White RAL 9010 Powder Coating.
- Picture Frame only.



CODE	PANEL SIZE	STRUCTURAL OPENING	OVERALL SIZE INCLUDING FRAME	CLEAR OPENING ONCE INSTALLED	DEPTH
PFS-LL-300×300	300 × 300mm	310 × 310mm	350 × 350mm	260 × 270mm	52mm
PFS-LL-450×450	450 × 450mm	460 × 460mm	500 × 500mm	410 × 420mm	52mm
PFS-LL-600×600	600 × 600mm	610 × 610mm	650 × 650mm	535 × 560mm	52mm

NOTES:

Access Building Products Ltd, Unit 86, Marston Moor Business Park, Tockwith YO26 7QF

T: 01423 874 753 E: info@accessbuildingproducts.co.uk

www.accessbuildingproducts.co.uk



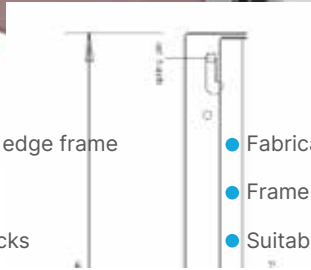
VIEW ONLINE

Wallpaper Touch Latch

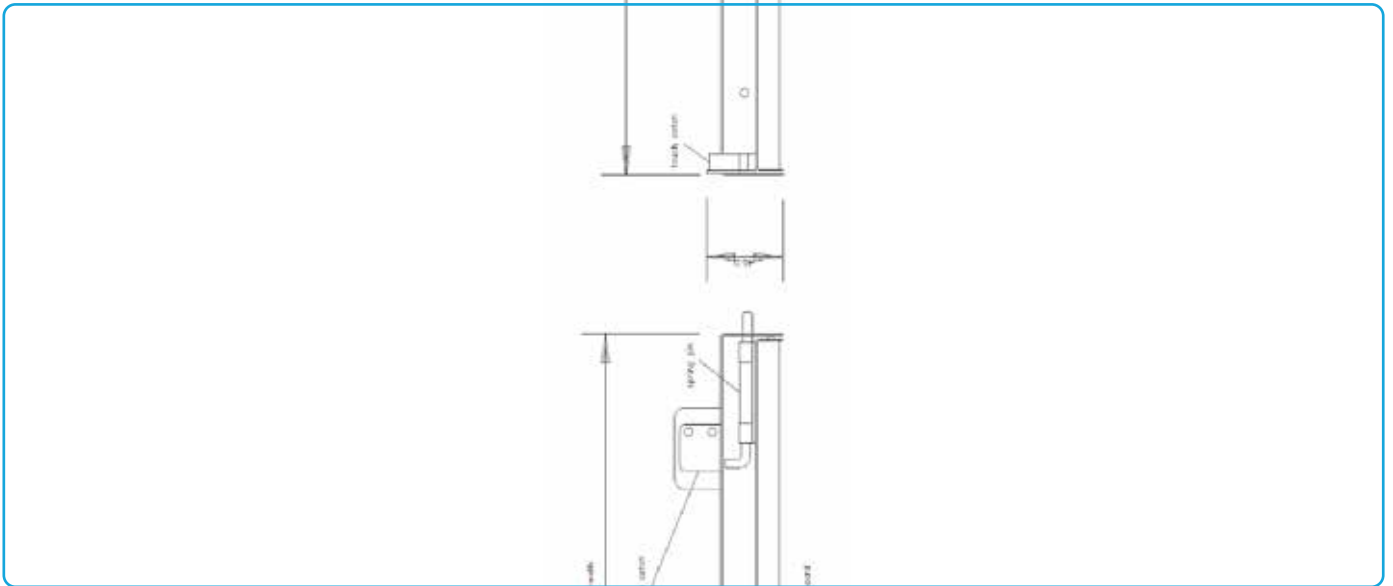
Wallpaper - Hinged door with Touch Catch Locks



DISCREET ACCESS



- 12.5mm plasterboard face with a cut exposed edge frame
- Designed to be finished with wall paper
- Hinged door secured with twin touch catch locks
- Door is easily opened by pressing inwards
- Fabricated from zintec steel with 50mm deep base
- Frame has pre-drilled fixing holes
- Suitable for walls and ceilings
- Removable door to aid fitting



CODE	PANEL SIZE
Wallpaper Touch Latch	Bespoke Product

NOTES:



PFFD Fire Rated Access Panel

1 Hour Fire Rated

29

ACCESS
PANELS

PFFD Picture frame or BFFD Beaded Frame



BFFD
BEADED FRAME



MADE IN
THE UK



34dB

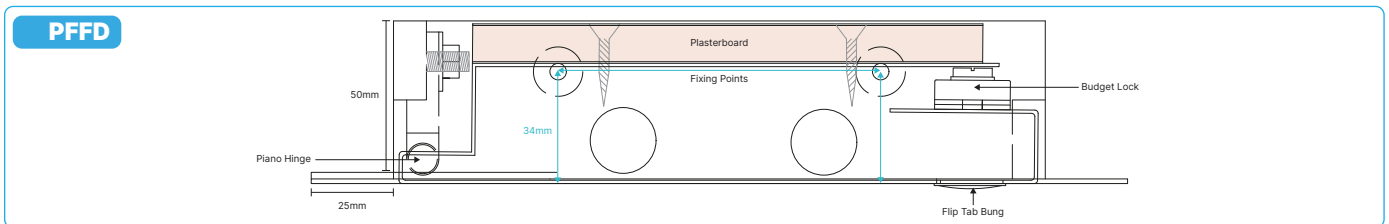


SMOKE
TESTED



LOCK
OPTION

- Certified to a minimum 60 minute fire rating.
- 34dB sound reduction on UKAS test.
- Complies with Part B Building Regulations.
- For Walls or Ceilings
- Tested to BS EN 1634-1:2008 & BS EN 1364-2:1999 or BS476 Part22
- BS EN 1634-3 Smoke Test Approved (max 600x600mm on test specimen).
- Budget or Tamper Proof Locking Options.
- Powder-coated in white RAL9010 with satin finish.



CODE	PANEL SIZE	STRUCTURAL OPENING	OVERALL SIZE INC. FRAME	CLEAR OPENING ONCE INSTALLED	DEPTH	WEIGHT
PFFD/BFFD-150x150	150 x 150mm	155 x 155mm	200 x 200mm	75 x 80mm	50mm	1.7kg
PFFD/BFFD-200x200	200 x 200mm	205 x 205mm	250 x 250mm	120 x 140mm	50mm	2.4kg
PFFD/BFFD-230x150*	230 x 150mm	235 x 155mm	280 x 200mm	70 X 190mm	50mm	2.1kg
PFFD/BFFD-300x300	300 x 300mm	305 x 305mm	350 x 350mm	220 x 164mm	50mm	4.3kg
PFFD/BFFD-350x350	350 x 350mm	355 x 355mm	400 x 400mm	270 x 314mm	50mm	5.4kg
PFFD/BFFD-400x400	400 x 400mm	405 x 405mm	450 x 450mm	310 x 350mm	50mm	5.8kg
PFFD/BFFD-450x450	450 x 450mm	455 x 455mm	500 x 500mm	370 x 412mm	50mm	7.6kg
PFFD/BFFD-500x500	500 x 500mm	505 x 505mm	550 x 550mm	418 x 460mm	50mm	8.2kg
PFFD/BFFD-550x550	550 x 550mm	555 x 555mm	600 x 600mm	470 x 514mm	50mm	10.6kg
PFFD/BFFD-600x300*	600 x 300mm	605 x 305mm	650 x 350mm	565 x 235mm	50mm	6.7kg
PFFD/BFFD-600x600	600 x 600mm	605 x 605mm	650 x 650mm	520 x 564mm	50mm	12.0kg
PFFD/BFFD-900x600*	900 x 600mm	905 x 605mm	950 x 650mm	865 x 520mm	50mm	17.8kg
PFFD-900x900	900 x 900mm	905 x 905mm	950 x 950mm	889 x 795mm	50mm	16.7kg
PFFD/BFFD-1200x600*	1200 x 600mm	1205 x 605mm	1250 x 650mm	1175 x 565mm	50mm	

*Hinged long side



Access Building Products Ltd, Unit 86, Marston Moor Business Park, Tockwith YO26 7QF

T: 01423 874 753 E: info@accessbuildingproducts.co.uk

www.accessbuildingproducts.co.uk

VIEW ONLINE

PFFD-INS-AT Fire Rated Access Panel

30

ACCESS
PANELS

PFFD-INS-AT Insulated & Air Tested Fire Rated Panel

1 Hour Fire Rated



MADE IN
THE UK



LOCK
OPTION

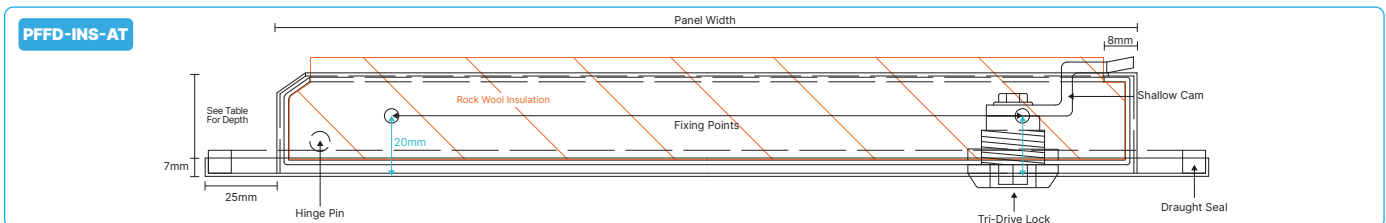


36dB



AIR TESTED

- Certified to a minimum 60 minute fire rating.
- 36dB sound reduction on UKAS test.
- Insulated and Air Tested to current building regs.
- Picture Frame only.
- Fire Tested to BS EN 1634-1:2008 & BS EN 1364-2:1999 or BS476 Part22.
- BS EN 1634-3 Smoke Test - 0.08 M³/hr/Im
- Budget or 7 Pin Radial Tumbler Locking Options.
- Powder-coated in white RAL9010 with satin finish.



CODE	PANEL SIZE	U VALUE	STRUCTURAL OPENING	OVERALL SIZE INC. FRAME	CLEAR OPENING ONCE INSTALLED	DEPTH	WEIGHT
PFFD-INS-AT-150×150	150 × 150mm	0.77	155 × 155mm	200 × 200mm	130 × 105mm	33mm	1.9kg
PFFD-INS-AT-200×200	200 × 200mm	0.77	205 × 205mm	250 × 250mm	180 × 155mm	33mm	2.2kg
PFFD-INS-AT-230×150*	230 × 150mm	0.77	235 × 155mm	280 × 200mm	210 × 105mm	33mm	2.2kg
PFFD-INS-AT-300×300	300 × 300mm	0.77	305 × 305mm	350 × 350mm	280 × 250mm	33mm	2.9kg
PFFD-INS-AT-350×350	350 × 350mm	0.77	355 × 355mm	400 × 400mm	330 × 305mm	33mm	3.2kg
PFFD-INS-AT-450×450	450 × 450mm	0.35	455 × 455mm	500 × 500mm	430 × 375mm	63mm	4.3kg
PFFD-INS-AT-550×550	550 × 550mm	0.35	555 × 555mm	600 × 600mm	530 × 575mm	63mm	5.5kg
PFFD-INS-AT-600×300*	600 × 300mm	0.35	605 × 305mm	650 × 350mm	580 × 250mm	63mm	4.1kg
PFFD-INS-AT-600×600	600 × 600mm	0.35	605 × 605mm	650 × 650mm	580 × 525mm	63mm	5.9kg

*Hinged long side

NOTES:

Access Building Products Ltd, Unit 86, Marston Moor Business Park, Tockwith YO26 7QF

T: 01423 874 753 E: info@accessbuildingproducts.co.uk

www.accessbuildingproducts.co.uk



VIEW ONLINE

PFFD-AT Air Tested Access Panel 1 Hour Fire Rated

31

NEW PRODUCT

PFFD-AT Picture Frame or BFFD-AT Beaded Frame



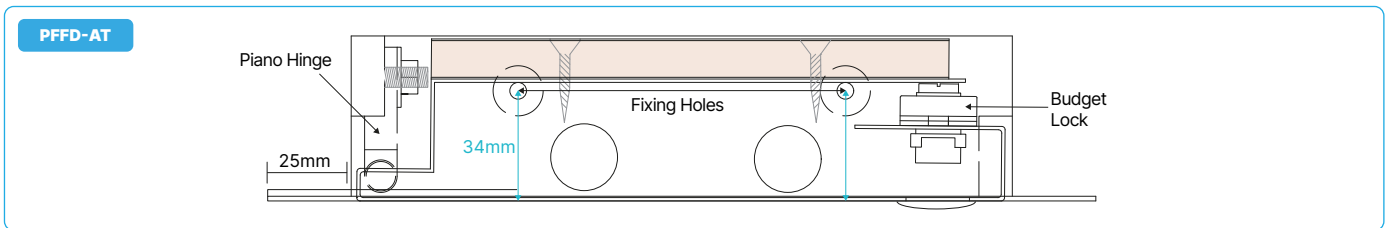
BFFD-AT
BEADED FRAME



AIR TESTED



- Air Tested to 0.22 M³/hr/lm.
- 34dB sound reduction on UKAS test.
- Certified to a minimum 60 minute fire rating.
- BS EN 1634-3 Smoke Test (15 times better than the required standard).
- Budget or Tamper Proof Locking Options.
- Powder-coated in white RAL9010 with satin finish.
- Tested to BS EN 1634-1:2008 / BS EN 1364-2:1999 or BS476 Part22.



CODE	PANEL SIZE	STRUCTURAL OPENING	OVERALL SIZE INC. FRAME	CLEAR OPENING ONCE INSTALLED	DEPTH	WEIGHT
PFFD/BFFD-AT-150×150	150 × 150mm	155 × 155mm	200 × 200mm	75 × 80mm	50mm	1.7kg
PFFD/BFFD-AT-200×200	200 × 200mm	205 × 205mm	250 × 250mm	120 × 140mm	50mm	2.4kg
PFFD-AT-230×150*	230 × 150mm	235 × 155mm	280 × 200mm	210 × 105mm	50mm	2.1kg
PFFD/BFFD-AT-300×300	300 × 300mm	305 × 305mm	350 × 350mm	220 × 164mm	50mm	4.3kg
PFFD/BFFD-AT-350×350	350 × 350mm	355 × 355mm	400 × 400mm	270 × 314mm	50mm	5.4kg
PFFD/BFFD-AT-400×400	400 × 400mm	405 × 405mm	450 × 450mm	310 × 350mm	50mm	5.8kg
PFFD/BFFD-AT-450×450	450 × 450mm	455 × 455mm	500 × 500mm	370 × 412mm	50mm	7.6kg
PFFD/BFFD-AT-500×500	500 × 500mm	505 × 505mm	550 × 550mm	418 × 460mm	50mm	8.2kg
PFFD/BFFD-AT-550×550	550 × 550mm	555 × 555mm	600 × 600mm	470 × 514mm	50mm	10.6kg
PFFD/BFFD-AT-600×300*	600 × 300mm	605 × 305mm	650 × 350mm	565 × 235mm	50mm	6.7kg
PFFD/BFFD-AT-600×600	600 × 600mm	605 × 605mm	650 × 650mm	520 × 564mm	50mm	12.0kg

*Hinged long side

NOTES:



Access Building Products Ltd, Unit 86, Marston Moor Business Park, Tockwith YO26 7QF

T: 01423 874 753 E: info@accessbuildingproducts.co.uk

www.accessbuildingproducts.co.uk

VIEW ONLINE

PFFD-INS-40dB Acoustic Access Panel

32

ACCESS
PANELS

PFFD-INS-40dB Picture Frame or BFFD-INS-40dB Beaded Frame



BFFD-INS-40dB
BEADED FRAME



SOUND TESTED



1 Hour
Fire Rated



MADE IN
THE UK



LOCK
OPTION

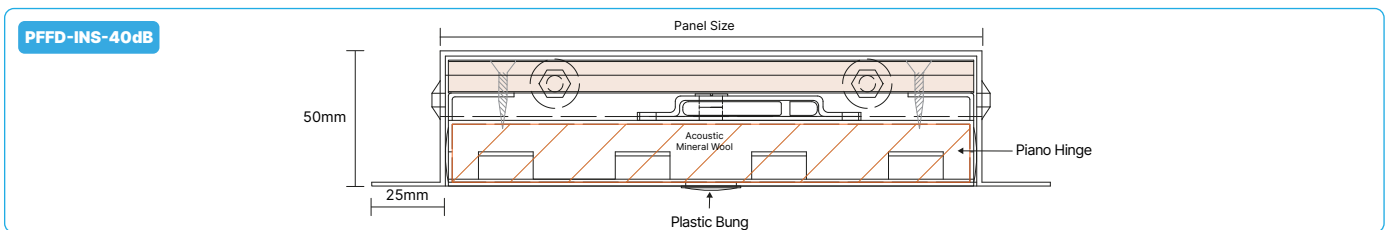


FIRE
RATED



SMOKE
TESTED

- 40dB sound reduction on UKAS test.
- Certified to a minimum 60 minute fire rating.
- BS EN1634-3 smoke test .22 M³/hr/lm.
- 0.45 "U" Value.
- Budget or Tamper Proof Locking Options.
- Powder-coated in white RAL9010 with satin finish.
- Tested to BS476 - PART 22: 1987.



CODE	PANEL SIZE	STRUCTURAL OPENING	OVERALL SIZE INC. FRAME	CLEAR OPENING ONCE INSTALLED	DEPTH	WEIGHT
PFFD/BFFD-INS-40dB-150×150	150 × 150mm	155 × 155mm	200 × 200mm	75 × 80mm	50mm	2.6kg
PFFD/BFFD-INS-40dB-200×200	200 × 200mm	205 × 205mm	250 × 250mm	120 × 140mm	50mm	3.3kg
PFFD-INS-40dB-230×150*	230 × 150mm	235 × 155mm	280 × 200mm	212 × 132mm	50mm	2.3kg
PFFD/BFFD-INS-40dB-300×300	300 × 300mm	305 × 305mm	350 × 350mm	220 × 164mm	50mm	4.9kg
PFFD/BFFD-INS-40dB-350×350	350 × 350mm	355 × 355mm	400 × 400mm	270 × 314mm	50mm	5.9kg
PFFD/BFFD-INS-40dB-400×400	400 × 400mm	405 × 405mm	450 × 450mm	335 × 361mm	50mm	6.3kg
PFFD/BFFD-INS-40dB-450×450	450 × 450mm	455 × 455mm	500 × 400mm	370 × 412mm	50mm	8.6kg
PFFD/BFFD-INS-40dB-500×500	500 × 500mm	505 × 505mm	550 × 550mm	433 × 462mm	50mm	7.5kg
PFFD/BFFD-INS-40dB-550×550	550 × 550mm	555 × 555mm	600 × 600mm	470 × 514mm	50mm	11.2kg
PFFD/BFFD-INS-40dB-600×300*	600 × 300mm	605 × 305mm	650 × 350mm	565 × 235mm	50mm	8.1kg
PFFD/BFFD-INS-40dB-600×600	600 × 600mm	605 × 605mm	650 × 650mm	520 × 564mm	50mm	13.4kg
PFFD/BFFD-INS-40dB-900×600*	900 × 600mm	905 × 605mm	950 × 650mm	865 × 520mm	50mm	17.8kg

*Hinged long side

NOTES:

Access Building Products Ltd, Unit 86, Marston Moor Business Park, Tockwith YO26 7QF

T: 01423 874 753 E: info@accessbuildingproducts.co.uk

www.accessbuildingproducts.co.uk



VIEW ONLINE

Anti-Ligature Access Panel

1 Hour Fire Rated

33

ACCESS
PANELS

ANTILIG-PF or ANTILIG-BF



ANTILIG-BF
BEADED FRAME



ANTILIG-BF
BEADED FRAME



MADE IN
THE UK



60

FIRE
RATED



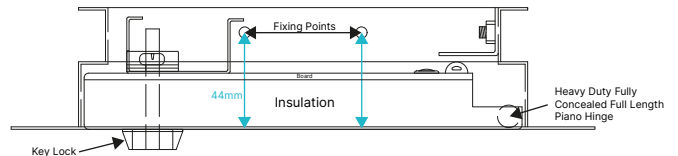
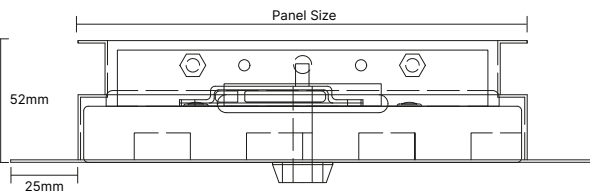
36dB



SMOKE
TESTED

- Certified to a minimum 60 minute fire rating.
- Smoke Tested to BS EN 1634-3:2004.
- Fire tested to BS 476 Part 22, in walls and ceilings.
- Sound tested to provide 36dB acoustic reduction.
- Steel Access Panel designed to prevent the attachment of ligatures.
- Supplied with key lock.
- Powder-coated in white RAL9010 with satin finish.

ANTILIG-PF



CODE	PANEL SIZE	STRUCTURAL OPENING	OVERALL SIZE INC. FRAME	CLEAR OPENING ONCE INSTALLED	DEPTH	WEIGHT
ANTILIG-PF/BF-150	150 × 150mm	155 × 155mm	200 × 200mm	75 × 80mm	52mm	1.3kg
ANTILIG-PF/BF-200	200 × 200mm	205 × 205mm	250 × 250mm	120 × 140mm	52mm	1.9kg
ANTILIG-PF/BF-300	300 × 300mm	305 × 305mm	350 × 350mm	220 × 264mm	52mm	3.2kg
ANTILIG-PF/BF-350	350 × 350mm	355 × 355mm	400 × 400mm	270 × 314mm	52mm	3.9kg
ANTILIG-PF/BF-450	450 × 450mm	455 × 455mm	500 × 500mm	370 × 412mm	52mm	5.5kg
ANTILIG-PF/BF-550	550 × 550mm	555 × 555mm	600 × 600mm	470 × 514mm	52mm	7.1kg
ANTILIG-PF/BF-600×300*	600 × 300mm	605 × 305mm	650 × 350mm	564 × 235mm	52mm	5.6kg
ANTILIG-PF/BF-600	600 × 600mm	605 × 605mm	650 × 650mm	520 × 564mm	52mm	8.4kg

*Hinged long side

Anti-ligature Disclaimer

The anti-ligature design elements of this access panel are not intended to replace the need for necessary supervision of those who may be at risk, or for other mandatory protective measures to be utilised for the specific usage. We do not offer any products for sale as being "ligature-free" and will not be liable for claims associated with ligature attachment on its hatches/panels

NOTES:



Access Building Products Ltd, Unit 86, Marston Moor Business Park, Tockwith YO26 7QF

T: 01423 874 753 E: info@accessbuildingproducts.co.uk

www.accessbuildingproducts.co.uk

VIEW ONLINE

BFFD-PLAST Beaded Frame Fire Rated

BFFD-Plast Beaded Frame Fire Rated Access Panels with Plaster Door

1 Hour Fire Rated



DISCREET ACCESS



60 MINUTE FIRE RATED



MADE IN
THE UK



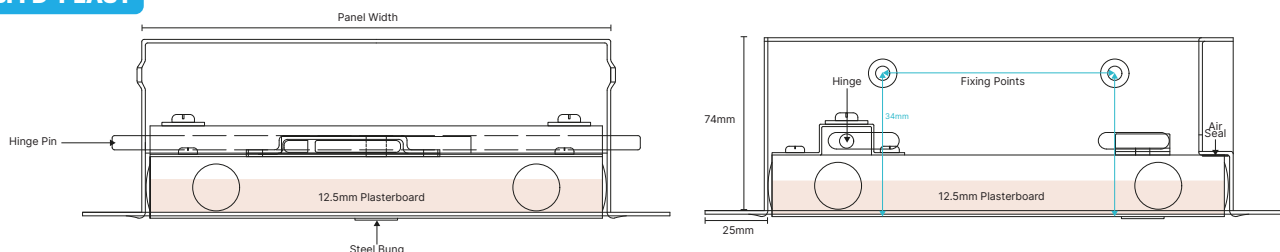
21dB



BESPOKE
AVAILABLE

- 1 Hour Fire Rated to BS 476 PART 22 wall and ceiling.
- Sliding pin hinges with removable door & budget lock.
- 21 dB reduction on acoustic test.
- Budget Lock with threaded metal bung.
- Powder-coated in white RAL9010 with satin finish.
- Frame and door must be taped and jointed.

BFFD-PLAST



CODE	PANEL SIZE	STRUCTURAL OPENING	OVERALL SIZE INCLUDING FRAME	CLEAR OPENING ONCE INSTALLED	DEPTH	WEIGHT
BFFD-PLAST-200×200	200 × 200mm	205 × 205mm	250 × 250mm	173 × 140mm	75mm	2.8kg
BFFD-PLAST-300×300	300 × 300mm	305 × 305mm	350 × 350mm	275 × 240mm	75mm	4.8kg
BFFD-PLAST-350×350	350 × 350mm	355 × 355mm	400 × 400mm	322 × 290mm	75mm	5.8kg
BFFD-PLAST-450×450	450 × 450mm	455 × 455mm	500 × 500mm	424 × 385mm	75mm	7.8kg
BFFD-PLAST-550×550	550 × 550mm	555 × 555mm	600 × 600mm	520 × 490mm	75mm	10.4kg
BFFD-PLAST-600×300*	600 × 300mm	605 × 305mm	650 × 350mm	540 × 275mm	75mm	8.06kg
BFFD-PLAST-600×600	600 × 600mm	605 × 605mm	650 × 650mm	572 × 540mm	75mm	12.2kg
BFFD-PLAST-900×600*	900 × 600mm	905 × 605mm	950 × 650mm	842 × 540mm	75mm	19.9kg
BFFD-PLAST-1200×600	1200 × 600mm	1205 × 605mm	1250 × 650mm	1080 × 540mm	75mm	24.2kg

*Hinged long side

NOTES:

Access Building Products Ltd, Unit 86, Marston Moor Business Park, Tockwith YO26 7QP

T: 01423 874 753 E: info@accessbuildingproducts.co.uk

www.accessbuildingproducts.co.uk



VIEW ONLINE

Budget Riser Door

35

ACCESS
PANELS

Budget Riser Door – 2 hour (Consistent) Fire Rated Both Sides



BEADED FRAME
AVAILABLE



120 MINUTE FIRE RATED
BOTH SIDES



MADE IN
THE UK



LOCK
OPTION



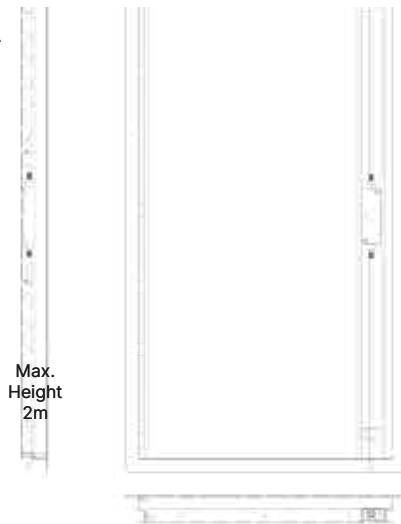
FIRE
RATED



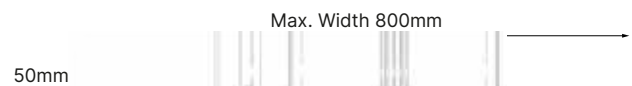
30dB

- Fire tested to 2 hours from both sides of the door - Wall use
- Max. size 2000×800mm (single door) - 2000×1300mm (double door)
- Smoke test 1.87 M³/hr/lm - Part B Building Regs requires less than 3.0
- Acoustic reduction 30dB
- Picture frame or beaded frame versions available
- Range of lock options

BUD-FR-RIS-DR



ALMOST FIRE PROOF DOORS



NOTES:

Access Building Products Ltd, Unit 86, Marston Moor Business Park, Tockwith YO26 7QF

T: 01423 874 753 E: info@accessbuildingproducts.co.uk

www.accessbuildingproducts.co.uk



VIEW ONLINE

DUPLEX-RISER-90 - Riser Door 90 Min. Fire Rated

36

ACCESS
PANELS

Fire Rated Duplex 90 Minute Picture Or Beaded Frame



BEADED FRAME



90 MINUTE FIRE RATED
BOTH SIDES



Product Made To Order

Tested up to:
Single Door - 2300 × 950mm
Double Door - 2300 × 2100mm



MADE IN
THE UK



LOCK
OPTION



SMOKE
TESTED

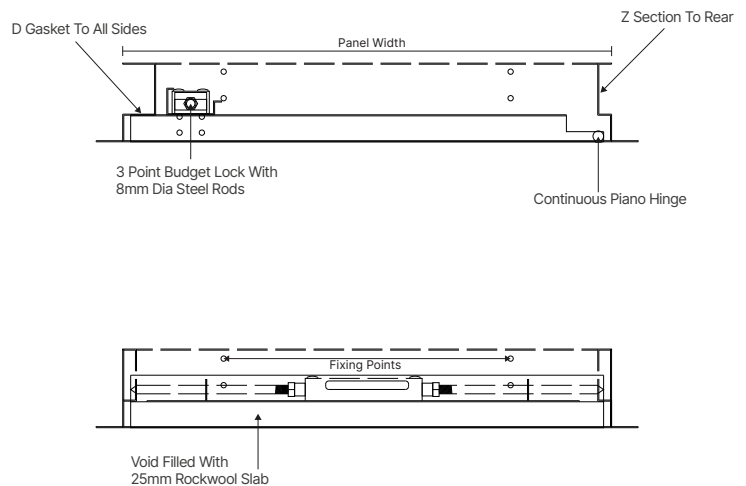
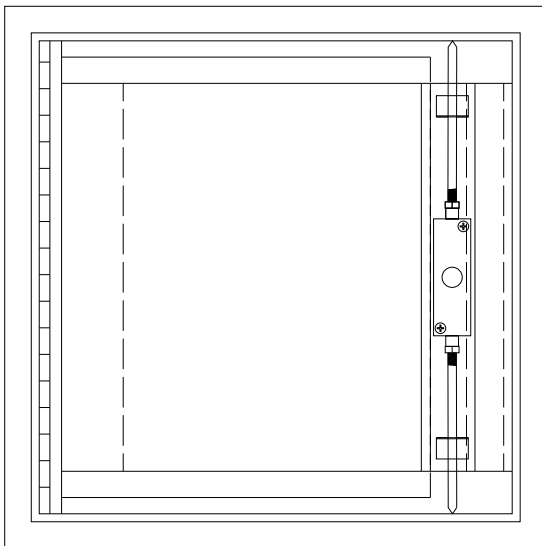


36dB

- 90 Minute Fire Rated both sides - Tested to B.S.476: Part 22
- Smoke tested to BS EN1634-3 0.26M³/hr/lm
- Sound tested to 36dB
- Complies with Part B Building Regulations.
- Budget, Tamper Proof and Key Locking Options.
- 3 locking points between the frame and the door.
- Door cavity filled with mineral wool insulation - 0.78 "U" Value.
- Powder-coated in white RAL9010 with satin finish.

FD90-DUPLEX-PF

ALL SIZES ARE BESPOKE



NOTES:

Access Building Products Ltd, Unit 86, Marston Moor Business Park, Tockwith YO26 7QF

T: 01423 874 753 E: info@accessbuildingproducts.co.uk

www.accessbuildingproducts.co.uk



VIEW ONLINE

DUPLEX-RISER-120 - Riser Door 2 Hour Fire Rated

37

ACCESS
PANELS

2Hr Fire Rated Both Directions, Insulated, Smoke & Sound Tested



BEADED FRAME



120 MINUTE FIRE RATED
BOTH SIDES



Product Made To Order
Tested up to 2000 x 750mm



MADE IN
THE UK



LOCK
OPTION



36dB

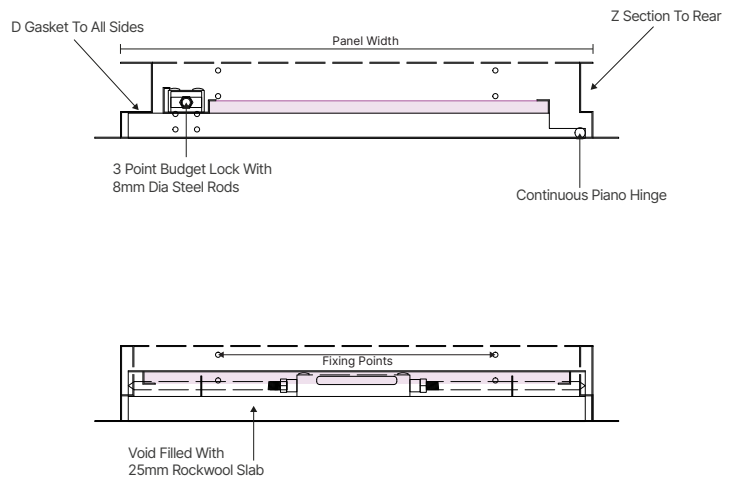
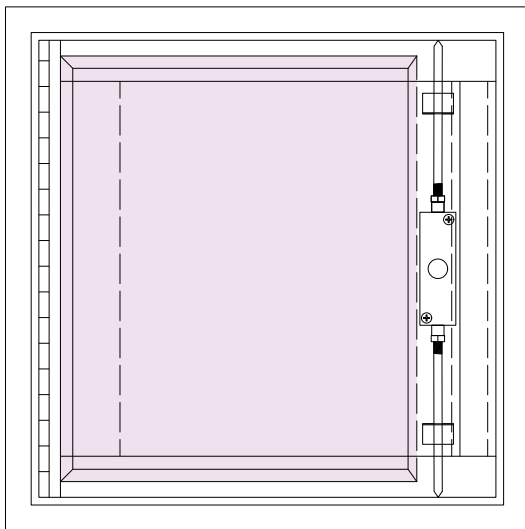


AIR TESTED

- 120-minute dual direction fire rating to BS 476 PART 22.
- Smoke Test Compliant tested to BS EN 1634-3:2004.
- Insulated to 0.78 "U" Value.
- 36dB sound reduction as per standard BS EN ISO 10140-2.
- Budget, Tamper-Proof or Euro Cylinder Key Lock options available.
- Powder coated in Satin RAL 9010

RIS-2HR-FD

ALL SIZES ARE BESPOKE



NOTES:

Access Building Products Ltd, Unit 86, Marston Moor Business Park, Tockwith YO26 7QF

T: 01423 874 753 E: info@accessbuildingproducts.co.uk

www.accessbuildingproducts.co.uk



VIEW ONLINE

Electricity Meter Overbox

1 Hour Fire Rated

38

ACCESS
PANELS

FR-MET-OVER-BX Internal Electricity Meter Overbox



INTERNAL FIXING



60 MINUTE FIRE RATED

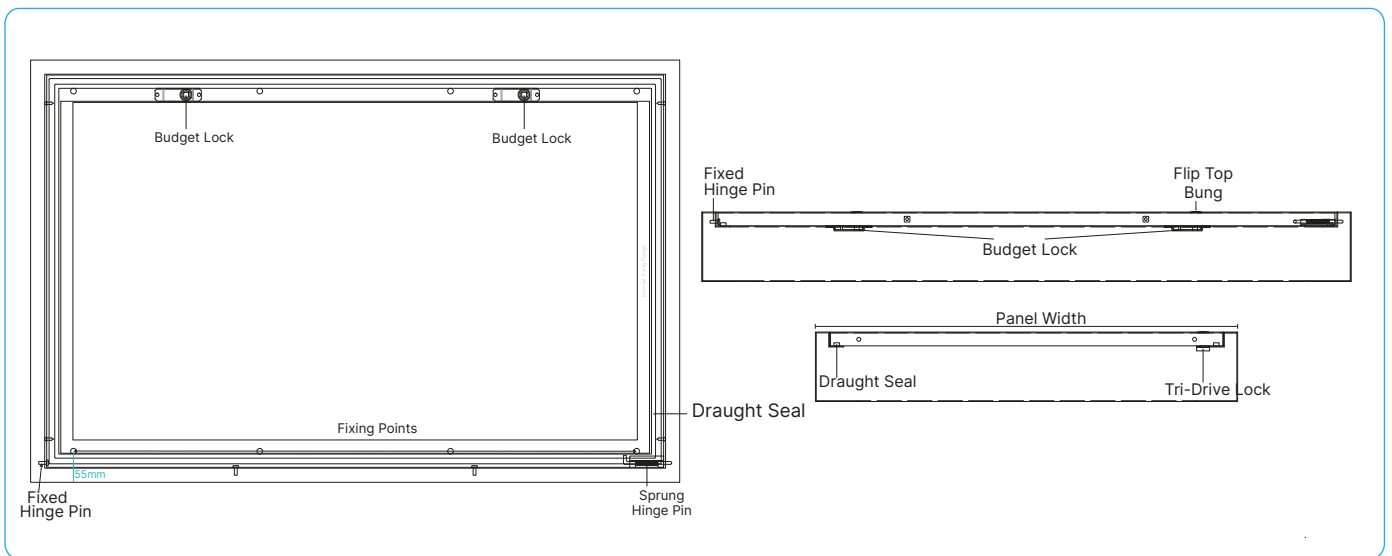


MADE IN
THE UK



BESPOKE
AVAILABLE

- 60 Minute Fire Rated to BS 476 PART22:1987.
- Can be hinged on the right or left side - no tools needed
- Maximum Size of 673 × 1153mm.
- Maximum depth of 155mm.
- Indoor use only.
- Budget, Tamper Proof or Key lock available.
- Power coated in Satin RAL 9010 white.
- Other RAL colour options available.



CODE	MIN-MAX WIDTH	MIN-MAX HEIGHT	MIN DEPTH	MAX DEPTH
FD-MET-OVER-BX	300-673mm	450-1153mm	50mm	155mm

NOTES:



Access Building Products Ltd, Unit 86, Marston Moor Business Park, Tockwith YO26 7QF

T: 01423 874 753 E: info@accessbuildingproducts.co.uk

www.accessbuildingproducts.co.uk

VIEW ONLINE

MET-BOX-INS For Use With EWI Retrofits

The first of its kind in the UK

Patent Application No. 2116780.4.



EXTERNAL FIXING



INTERNAL FIXING



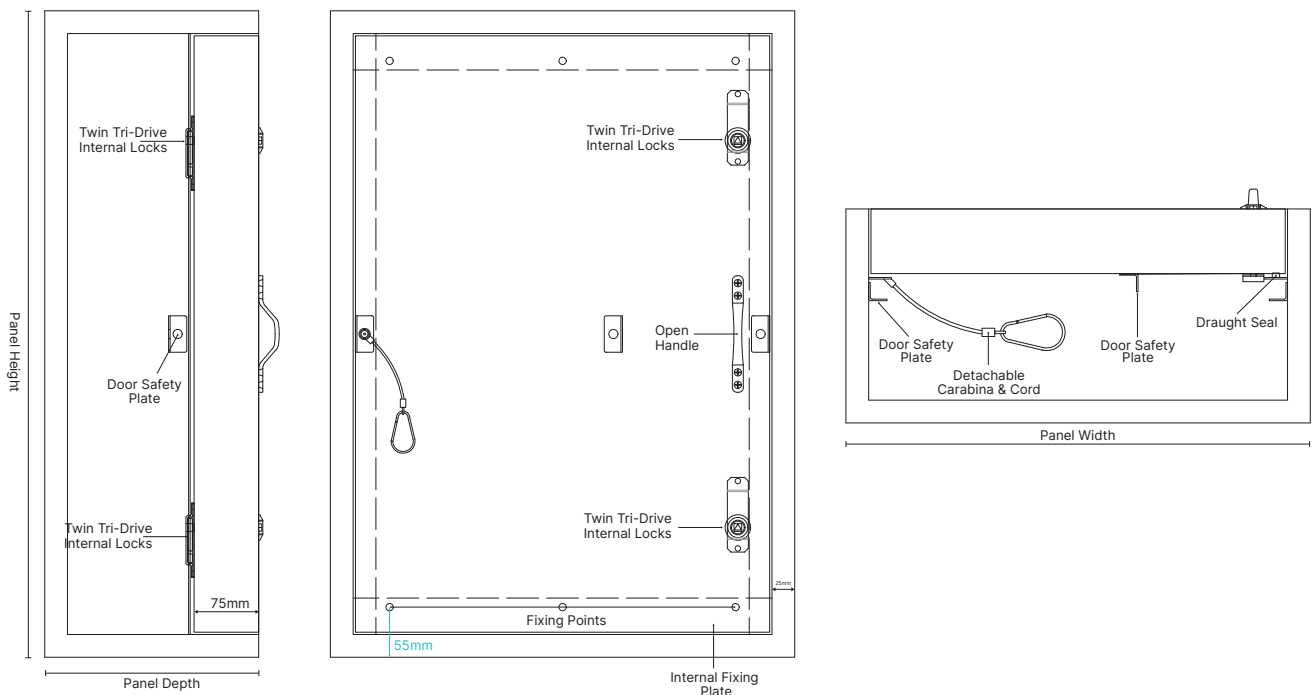
MADE IN
THE UK



BESPOKE
AVAILABLE

- Electricity meter box, insulated and air sealed designed for use with external wall insulation retrofit.
- Door Hinged on either the right or the left side using the quick release hinges.
- Fits over the existing electricity meter housing.
- Calculated U Value 0.35 W/m²K.
- Fabricated from 1.2mm Zintec steel.
- Bespoke sizes and RAL colours available.
- Fire Retardant.

MET-BOX-INS



NOTES:



Insulated GAS Meter Box

Fire Retardant

40

ACCESS
PANELS

GAS-MET-INS For Use With EWI Retrofits

The first of its kind in the UK

Patent Application No. 2216692.0



INTERNAL FIXING



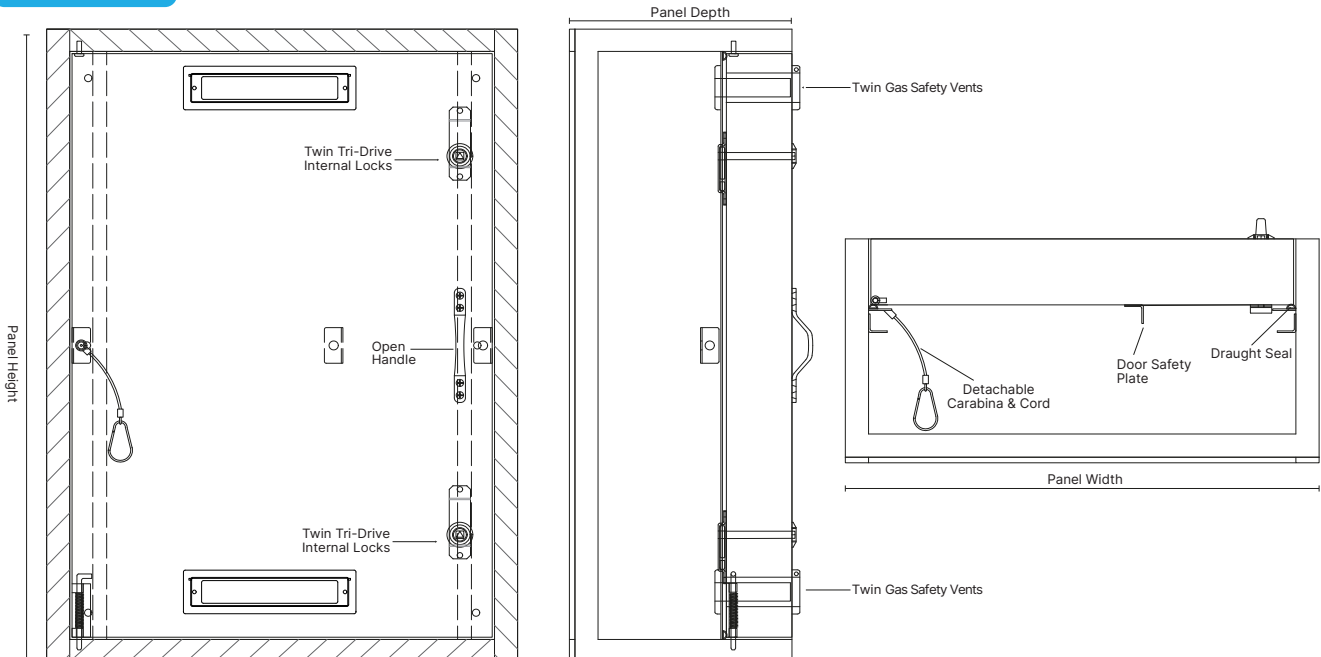
MADE IN
THE UK



BESPOKE
AVAILABLE

- Gas meter box, insulated and air sealed designed for use with external wall insulation retrofit.
- Meets ventilation requirements of BS8499.
- Fits over the existing gas meter housing.
- fRsi of 0.87* which meets the requirements of PAS2035.
- U-Value of 0.30 W/m²K
- Bespoke sizes and RAL colours available.

GAS-MET-INS



NOTES:

Access Building Products Ltd, Unit 86, Marston Moor Business Park, Tockwith YO26 7QF

T: 01423 874 753 E: info@accessbuildingproducts.co.uk

www.accessbuildingproducts.co.uk



VIEW ONLINE

LOFT HATCHES:

Hatches:

- 42 AT Airtight Loft Hatch
- 43 LT Decorative Loft Hatch
- 44 PD^V Contemporary Loft Hatch
- 45 SD Fire Rated Loft Hatch
- 46 SP 1-3 Push-Up Fire Rated Loft Hatch

LOFT LADDERS:

Domestic:

- 47 AL2 - Ladder with Hand Rail
- 48 AL3 - Ladder with Hand Rail
- 48 AL3C - Easy Stow System
- 49 OKP - 3 Section Folding Ladder
- 49 OKPS - 3 Section Folding Ladder

Commercial:

- 50 AL4C - Heavy Duty Balanced
- 50 AL5C - Heavy Duty Hook On
- 51 Zedfold - Concertina Ladder
- 51 Zedfold Slim - Concertina Ladder

AT Airtight Loft Hatch

42

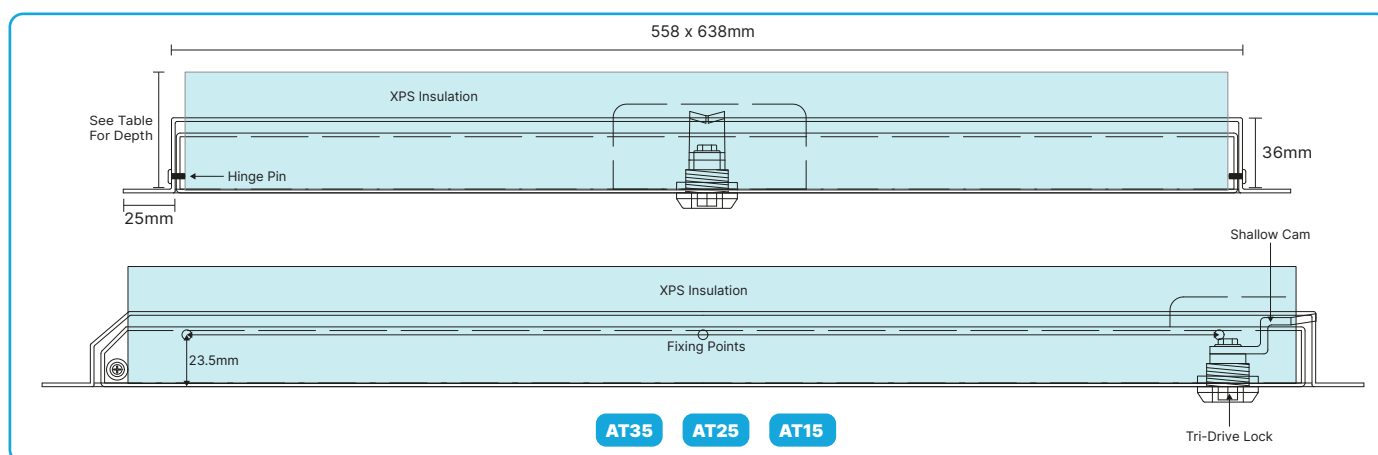
LOFT HATCHES

AT Loft Hatch - U Value options 0.35 - 0.15 W/m²k



The AT Range of loft hatches are compatible with our AL2,AL3 & AL3C residential loft ladders.

- The first class 4 airtight loft hatch of its kind
- Tested to BS EN 1026:2000 and BS EN 12207:2000
- Insulated to meet or exceed Part L of the Building Regulations
- 3 insulation U value 0.35 | 0.25 | 0.15 options available
- Projects only 2mm below the finished ceiling line
- Assessed at an incredibly low 0.34 m³/hr/m² at 50 pa on the all important negative test direction
- Budget or key locking options available
- Opening pole available as separate item (not suitable for key lock)
- Zintec steel, powder-coated white RAL 9016



CODE	STRUCTURAL OPENING REQUIRED	CLEAR OPENING ONCE INSTALLED	DEPTH	WEIGHT	"U" Value
AT35	562 × 645mm	520 × 560mm	60mm	5.9kg	0.35 W/m ² k
AT25	562 × 645mm	520 × 538mm	100mm	6.2kg	0.25 W/m ² k
AT15	562 × 645mm	520 × 538mm	100mm	6.8kg	0.15 W/m ² k

Hinged on short side



Access Building Products Ltd, Unit 86, Marston Moor Business Park, Tockwith YO26 7QF

T: 01423 874 753 E: info@accessbuildingproducts.co.uk

www.accessbuildingproducts.co.uk

SEE PRODUCT

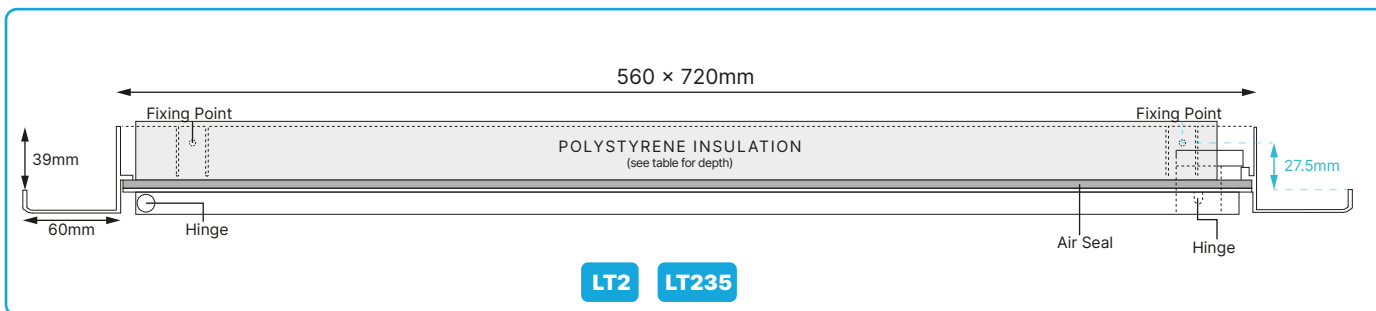
LT Loft Hatch

LT Loft Hatch - Flat lid loft hatch with decorative frame.



The LT Range of loft hatches are compatible with our AL2,AL3 & AL3C residential loft ladders.

- LT235 meets Part L of the Building Regulations
- Fitted with draught seals
- Choose between budget 35mm insulation or 55mm insulation
- Fits a minimum structural opening of 560×720mm (Can be fitted up to 580×740mm)
- Overall frame size 675 × 830mm
- Opening pole available as separate item
- Maintenance free and very simple to fit
- Constructed from white injection moulded HIPS plastic
- Thumbturn locking system



CODE	STRUCTURAL OPENING REQUIRED	CLEAR OPENING ONCE INSTALLED	DEPTH	WEIGHT	"U" Value
LT2	562 × 722mm	533 × 655mm	39mm	3.1kg	0.78 W/m ² k
LT235	562 × 722mm	533 × 635mm	42mm	3.5kg	0.35 W/m ² k

Hinged on short side

NOTES:





PD - Maintenance free - Hinge down loft access



MADE IN THE UK



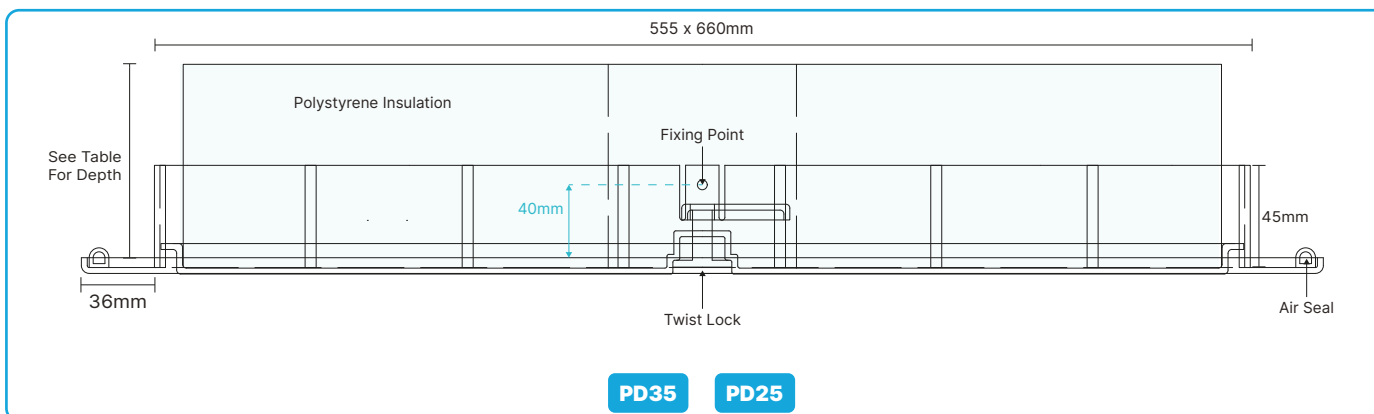
LOCK OPTION



AIR TESTED

The PD^{V2} Range of loft hatches are compatible with our AL2, AL3 & AL3C residential loft ladders.

- Meets or exceeds Part L of the Building Regulations
- 2 Insulation options - 52mm | 103mm to 0.35 & 0.25 "U" values
- UKAS accredited air infiltration tested
- A GWP and ODP rating of zero
- Exceeds NHBC size requirements
- New slim contemporary, hinge down loft hatch
- Constructed from white injection moulded HIPS plastic
- The PD requires no decorating or maintenance
- Opening pole available as separate item (not suitable for key lock)
- Thumbturn lock as standard - Key lock available



CODE	STRUCTURAL OPENING REQUIRED	CLEAR OPENING ONCE INSTALLED	DEPTH	WEIGHT	"U" Value
PD35V2	560 × 665 mm	522 × 575 mm	47mm	2.9kg	0.35 W/m ² k
PD25V2	560 × 665 mm	522 × 525 mm	98mm	3.3kg	0.25 W/m ² k

Hinged on short side

NOTES:



SD Fire Rated Loft Hatch

45

LOFT HATCHES

SD Fire Rated - Part B & Part L Compliant (5 Sizes)



60 MINUTE
FIRE RATED
LOFT HATCH



The SD Range of loft hatches are compatible with our AL2,AL3 & AL3C residential loft ladders.



MADE IN THE UK



LOCK OPTION

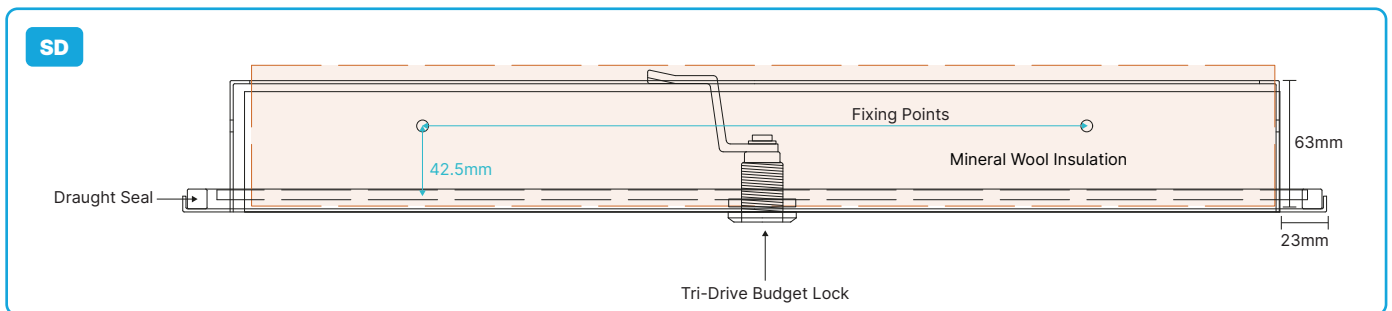


AIR TESTED



BESPOKE AVAILABLE

- UKAS accredited 1 hour fire test
- Tested to BS EN 1634-3:2004 and BS EN 1364-2:1999
- Complies with Part L Building Regulations
- Air tested to a superb result of 0.76m³/hr @ 50Pa
- Budget or key locking options available
- Zintec steel loft hatch in white RAL No. 9016 with 20% gloss
- Unrivalled insulation properties @ 0.32 "U" value
- Pole available as separate item (not suitable for Key Lock)
- Bespoke sizes up to a maximum of 900×900mm
- All sizes meet or exceed NHBC size requirements



Note: All openings need to be lined with 9.5mm fire rated plasterboard

CODE	STRUCTURAL OPENING REQUIRED AFTER LINING THE OPENING	CLEAR OPENING ONCE INSTALLED	DEPTH	WEIGHT	"U" Value
SD-536X736	538 × 738mm	520 × 630mm	68mm	8.5kg	0.32 W/m ² k
SD-550X550	555 × 555mm	530 × 480mm	68mm	6.4kg	0.32 W/m ² k
SD-550X800	555 × 805mm	535 × 730mm	68mm	9.4kg	0.32 W/m ² k
SD-600X600	605 × 605mm	580 × 530mm	68mm	7.1kg	0.32 W/m ² k
SD-600X900	605 × 905mm	580 × 828mm	68mm	9.7kg	0.32 W/m ² k
SDS-FR & SDS-FR-OS (Bespoke)	Width over 600mm - Manufactured with twin locks		68mm	Varies	0.32 W/m ² k

Hinged on short side where applicable



Access Building Products Ltd, Unit 86, Marston Moor Business Park, Tockwith YO26 7QF

T: 01423 874 753 E: info@accessbuildingproducts.co.uk

www.accessbuildingproducts.co.uk

SEE PRODUCT

SP Fire Rated Loft Hatch

46

LOFT HATCHES

SP Loft Hatch - Push-Up Fire Rated Loft Hatch



60 MINUTE
FIRE RATED
LOFT HATCH



MADE IN THE UK

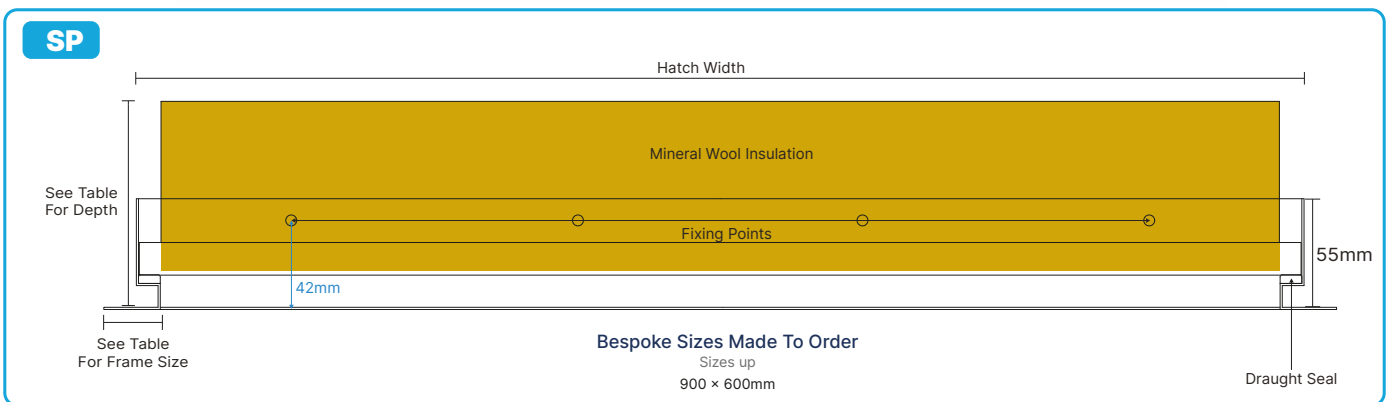


AIR TESTED



BESPOKE AVAILABLE

- Budget zintec steel push-up 1 hour fire rated hatch
- Adhoc fire test as per BS 476 Part 22
- Air test to BS EN 1026:2000 and BS EN 12207:2000
- Push up (not hinged)
- 80mm insulation on SP1 & SP2, 50mm on SP3
- Bespoke sizes available
- Draught sealed
- Powdercoated in white RAL 9016



Note: All openings need to be lined with 9.5mm fire rated plasterboard

CODE	STRUCTURAL OPENING REQUIRED AFTER LINING THE OPENING	CLEAR OPENING ONCE INSTALLED	DEPTH	WEIGHT	"U" Value	FRAME SIZE
SP1	538 x 538mm	520 x 520mm	93mm	4.5kg	0.35 W/m ² k	35mm
SP2	538 x 738mm	520 x 712mm	93mm	6.1kg	0.35 W/m ² k	25mm
SP3 (Bespoke)	Fire Rated up to 755 x 555mm - Non Fire Rated up to 900 x 600mm		68mm	Varies	0.35 W/m ² k	25mm

NOTES:

Access Building Products Ltd, Unit 86, Marston Moor Business Park, Tockwith YO26 7QF

T: 01423 874 753 E: info@accessbuildingproducts.co.uk

www.accessbuildingproducts.co.uk



SEE PRODUCT

2 Section Domestic Loft Ladders

47

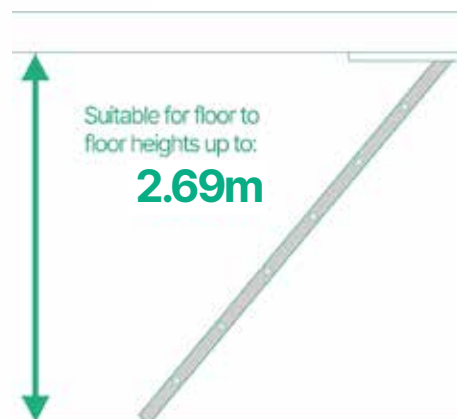
LOFT
LADDERS

AL2 - 2 Section Loft Ladder With Hand Rail



EASY STOW
ACTION

Supplied with an Access Pole to position the ladder into the upwards or downwards mode.



EN 14975 Standards

- Suitable for floor to floor heights up to 2.69 meters.
- Width (outer edge to outer edge 310mm).
- Wide non-slip 'D' Shape rungs
- 150KG weight limit.
- Safety Hand Rail
- Suitable for **Domestic use only**.

CODE	MAX FLOOR TO LOFT FLOOR HEIGHT	MIN FLOOR TO LOFT FLOOR HEIGHT	MIN CLEARANCE ARC	MIN STORAGE SPACE
AL2	2.69m	2.13m	0.71m	1.27m

NOTES:

Access Building Products Ltd, Unit 86, Marston Moor Business Park, Tockwith YO26 7QF

T: 01423 874 753 E: info@accessbuildingproducts.co.uk

www.accessbuildingproducts.co.uk



SEE PRODUCT

3 Section Domestic Loft Ladders

48

LOFT
LADDERS

AL3 | AL3C Loft Ladder With Hand Rail

AL3



NONE
COUNTER BALANCED
SYSTEM

Supplied with an Access Pole
to position the ladder into the
upwards or downwards mode.



EN 14975 Standards

- Suitable for floor to floor heights up to 3 meters.
- Width (outer edge to outer edge 310mm).
- Easy to follow instructions for DIY installation.
- 150KG weight limit.
- Safety Hand Rail
- Suitable for **Domestic use only**.

AL3C



EASY STOW
COUNTER BALANCE
SYSTEM

Supplied with an Access Pole
to position the ladder into the
upwards or downwards mode.



EN 14975 Standards

- Suitable for floor to floor heights up to 3 meters.
- Width (outer edge to outer edge 310mm).
- 'Easy Stow' Counter Balance Operating System.
- 150KG weight limit.
- Safety Hand Rail.
- Suitable for **Domestic & Medium use only**.

CODE	MAX FLOOR TO LOFT FLOOR HEIGHT	MIN LOFT OPENING WIDTH	MIN CLEARANCE ARC	MIN STORAGE SPACE
AL3	3.00m	0.38m	0.71m	1.27m
AL3-C	3.00m	0.38m	0.71m	1.27m

NOTES:

Access Building Products Ltd, Unit 86, Marston Moor Business Park, Tockwith YO26 7QF

T: 01423 874 753 E: info@accessbuildingproducts.co.uk

www.accessbuildingproducts.co.uk



SEE PRODUCT

Domestic Access Ladders - Wooden

49

LOFT
LADDERS

OKP | OKP-S Domestic Wooden Ladders - Up to 2.85 Meters*

OKP



OKPS



***70mm Extension**
OKP & OKP-S

- 1130×550mm 3 Section Folding Ladder & Hatch Combined.
- Manufactured for UK Market to suit 560-565mm Joist opening.
- 26mm Insulated Door with a U-value of 1.22.
- Suits floor to ceiling heights of up to 2850mm.
- Comes as a complete unit with loft ladder, trapdoor, loft surround and all fittings.
- Suitable for **Domestic use only**.

- 1130×550mm 3 Section Folding Ladder & Hatch Combined.
- 26mm Insulated Door with a U-value of 1.22.
- Suits floor to ceiling heights of up to 2850mm.
- Comes as a complete unit with loft ladder, trapdoor, loft surround and all fittings.
- Wide, timber slip resistant treads & plastic slip resistant feet.
- Suitable for **Domestic use only**.

**This Product Can Be Fitted With An Extension
Adding 700mm To Either OKP Product**

Find it online at:

www.accessbuildingproducts.co.uk

NOTES:

Access Building Products Ltd, Unit 86, Marston Moor Business Park, Tockwith YO26 7QF

T: 01423 874 753 E: info@accessbuildingproducts.co.uk

www.accessbuildingproducts.co.uk



SEE PRODUCT

Commercial Access Ladders - Heavy Duty

50

LOFT
LADDERS

AL4C | AL5C Heavy Duty Bespoke Ladders - Up to 5 Meters

AL4C



**EASY TO USE
COUNTER BALANCED
SYSTEM**



After placing an order,
we produce a drawing for
approval prior to production



EN 14975 Standards

- Manufactured to EN 14975-2006A1-2010 – 150kg Class 'H'.
- Twin handrails and a choice of 75mm or 100mm tread depth.
- Easy to use counter balanced action.
- Made to order to suit any floor to floor height up to 5m.
- Operated via 'Long Arm' Pole.
- 150KG weight limit.

AL5C



**HOOK ON
LOFT LADDER**



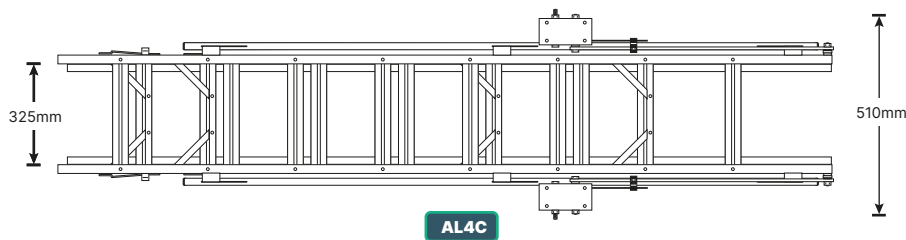
After placing an order,
we produce a drawing for
approval prior to production



EN 14975 Standards

- Manufactured to EN 14975-2006A1-2010 – 150kg Class 'H'.
- Twin handrails and a choice of 75mm or 100mm tread depth.
- Spur Depth of 35mm.
- Hook on loft ladder.
- Made to order to suit any floor to floor height up to 5m.
- 150KG weight limit.

Made to Measure Ladders



AL4C

NOTES:



Access Building Products Ltd, Unit 86, Marston Moor Business Park, Tockwith YO26 7QF

T: 01423 874 753 E: info@accessbuildingproducts.co.uk

www.accessbuildingproducts.co.uk

SEE PRODUCT

Zedfold Commercial Access Ladders

Zedfold | Zedfold Slim Heavy Duty Concertina Ladder - Up to 3390m

Zedfold



- Manufactured from High Strength die cast Aluminium.
- Available in any length up to 3390mm.
- Max weight over entire ladder 500kg.
- Assisted lifting and lowering mechanism for easy use.
- Option for one or two handrails (at extra cost).



Zedfold Slim



Note: Hatch not included.
Photos showing the ladder fixed to a hatch are for illustrative purposes only.

- Manufactured from High Strength die cast Aluminium.
- Smaller version of the heavy duty concertina ladder.
- Maximum Weight per tread 150kg.
- Max weight over entire ladder 350kg.
- Conforms to DIN EN 14975.



MODEL	CEILING HEIGHT	APERTURE WIDTH (MIN)	APERTURE LENGTH (MIN)
9 Tread	Up To 2500mm	605mm	580mm
10 Tread	2501 - 2790mm	605mm	620mm
11 Tread	2791 - 3090mm	605mm	660mm
12 Tread	3091 - 3390mm	610mm	700mm

MODEL	CEILING HEIGHT	APERTURE WIDTH (MIN)	APERTURE LENGTH (MIN)
9 Tread	Up To 2500mm	450mm	540mm
10 Tread	2251 - 2500mm	450mm	580mm
11 Tread	2501 - 2750mm	450mm	620mm
12 Tread	2751 - 3000mm	450mm	660mm

NOTES:





Premium Roof Hatches

- 53 Glazed Roof Hatches
- 54 Premium Aluminium Roof Hatches
- 55 Premium Steel Roof Hatches



Glazed Roof Access Hatches

Polycarbonate Glazed Roof Hatches

- **Single/Double/Triple/Quad** skin polycarbonate dome.
- Sleek, low rise dome with large daylight area.
- Can be fitted on roofs with pitch up to 15°.
- 3 kerb options
- Secure fixings
- All rectangular hatches are hinged on the long side.




MADE IN THE UK



GLAZING	U-VALUE DF KERB	U-VALUE 150/300MM PVC KERB	ACOUSTIC AIRBORNE SOUND INDEX
Single	N/A	N/A	12dB
Double	2.0 - 2.4W/m ² K	1.6 - 2.1 *W/m ² K	20dB
Triple	1.5 - 1.7 W/m ² K	1.2 - 1.5 *W/m ² K	22dB
Quad	1.3 - 1.4 W/m ² K	1.1 - 1.3 *W/m ² K	>22dB

DOMESIZE (MM)	OPENING ANGLE	TOLERANCE	DOMESIZE (MM)	OPENING ANGLE	TOLERANCE
900 × 750	83	±2	1350 × 900	75	±1
900 × 900	75	±1	1350 × 1050	75	±1
1050 × 750	83	±2	1500 × 750	83	±2
1050 × 900	75	±1	1500 × 900	75	±1
1050 × 1050	75	±1	1500 × 1050	75	±1
1200 × 750	83	±2	1650 × 750	83	±2
1200 × 900	75	±1	1650 × 900	75	±1
1200 × 1050	75	±1	1650 × 1050	75	±1
1200 × 1200	70	±1	1800 × 750	83	±2
1350 × 750	83	±2	1800 × 900	75	±1



NOTES:



Premium Aluminium Roof Hatch

54

ROOF
HATCHES

- Single leaf Aluminium Roof Hatch c/w 50mm thick twin foil backed PIR insulation.
- Insulated to an industry leading U value of 0.43 W/m2K.
- Air Permeability BS EN 12207: 100pa (Class 4).
- Secure design.
- Fitted with twin gas assisted struts for easy opening c/w auto lock open strut.
- Supports a live load of 200 Kg per m2.
- The largest range of stock sizes for next day delivery on the internet.

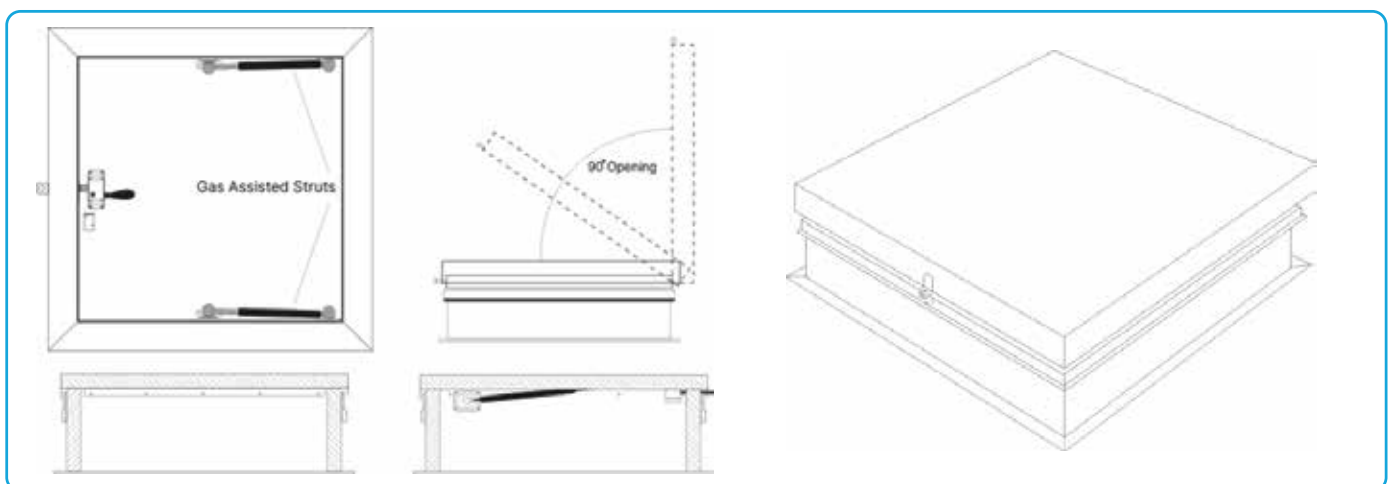


Finish Options:

- Mill Finish Aluminium
- Single Colour Powder Coated
- Dual Colour Powder Coated

CODE	LOCK	"U" Value	
SRHA-600×600	Internal Cab Lock/External Push Button	0.43	600×600mm
SRHA-600×900*	Internal Cab Lock/External Push Button	0.43	600×900mm
SRHA-750×750	Internal Cab Lock/External Push Button	0.43	750×750mm
SRHA-750×900*	Internal Cab Lock/External Push Button	0.43	750×900mm
SRHA-900×900	Internal Cab Lock/External Push Button	0.43	900×900mm
SRHA-1000×1000	Internal Cab Lock/External Push Button	0.43	1000×1000mm
SRHA-1350×750**	Internal Cab Lock/External Push Button	0.43	1350×750mm

Hinged on the short side*
Hinged on the long side**



NOTES:

Access Building Products Ltd, Unit 86, Marston Moor Business Park, Tockwith YO26 7QF

T: 01423 874 753 E: info@accessbuildingproducts.co.uk

www.accessbuildingproducts.co.uk



SEE PRODUCT

Premium Steel Roof Hatch

55

ROOF
HATCHES

- Single leaf Steel Roof Hatch c/w 50mm thick twin foil backed PIR insulation.
- Insulated to an industry leading U value of 0.43 W/m2K.
- Air Permeability BS EN 12207: 100pa (Class 4).
- Secure design.
- Fitted with twin gas assisted struts for easy opening c/w auto lock open strut.
- Supports a live load of 200 Kg per m2.
- Largest online steel range available from stock.

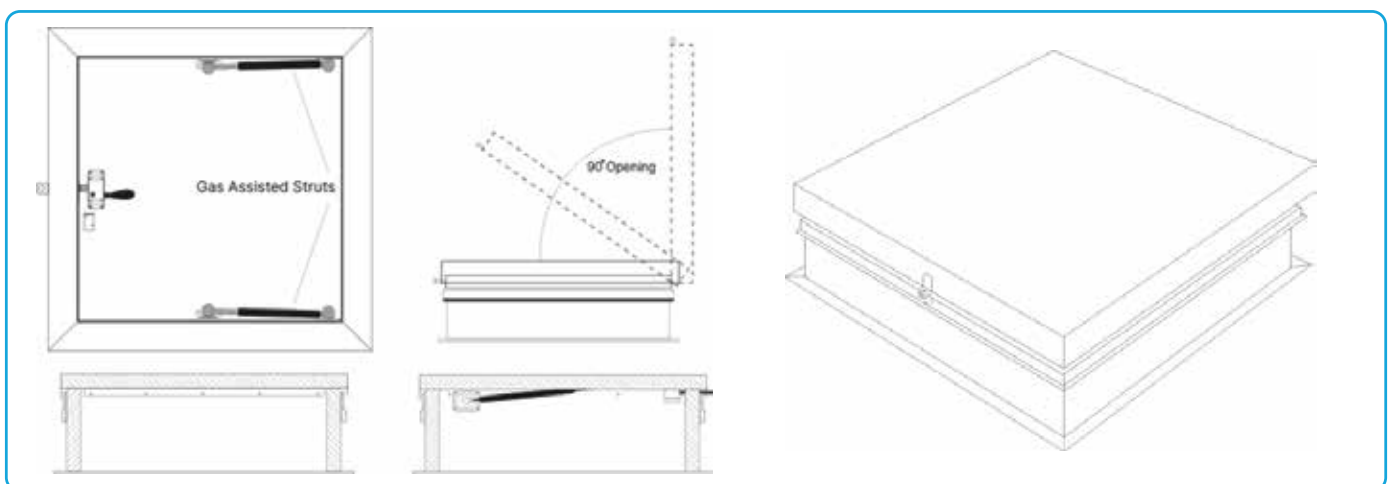


Finish Options:

- Primed
- Single Colour Powder Coated
- Dual Colour Powder Coated

CODE	LOCK	"U" Value	SIZE
SRHS-600×600	Internal Cab Lock/External Push Button	0.43	600×600mm
SRHS-600×900*	Internal Cab Lock/External Push Button	0.43	600×900mm
SRHS-750×750	Internal Cab Lock/External Push Button	0.43	750×750mm
SRHS-750×900*	Internal Cab Lock/External Push Button	0.43	750×900mm
SRHS-900×900	Internal Cab Lock/External Push Button	0.43	900×900mm
SRHS-1000×1000	Internal Cab Lock/External Push Button	0.43	1000×1000mm
SRHS-1350×750**	Internal Cab Lock/External Push Button	0.43	1350×750mm

Hinged on the short side*
Hinged on the long side**



NOTES:

Access Building Products Ltd, Unit 86, Marston Moor Business Park, Tockwith YO26 7QF

T: 01423 874 753 E: info@accessbuildingproducts.co.uk

www.accessbuildingproducts.co.uk



SEE PRODUCT

AOV Smoke Vents

- 57 AOV Smoke Vent - Offset Actuator
- 58 AOV Smoke Vent - Central Actuator



AOV Smoke Vent Accessories:

- 59 Control Panels & Sensors

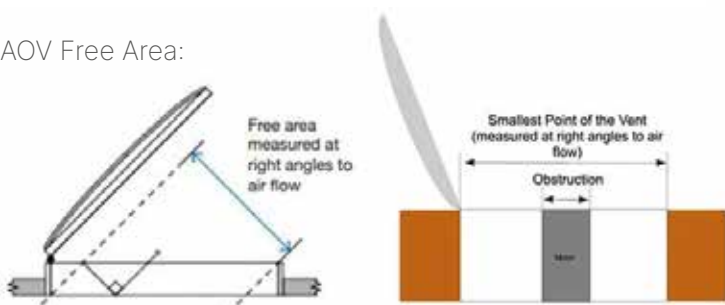


Offset Actuator

- AOV Smoke Vent comprising of a PVC kerb with a polycarbonate dome.
- AOV smoke vents with offset actuators combine. Smoke Ventilation with access.
- All AOVs are designed to automatically extract smoke in the event of a fire.
- Typically sited on flat roofs above corridors and stairwells the vents open to an angle of 140 degrees in less than 60 seconds.
- 10 Year Guarantee
- CE Marked
- Secure by design



AOV Free Area:



The range is fully tested and certified in accordance with BS EN 12101-2. Covering standards for safety, security, non-fragility and fire safety with the full guarantee of an established, accredited UK manufacturer. Fully certified to approved document B.

SMOKE VENT SIZE (MM)	DAYLIGHT FREE AREA SIZE* (MM)	ROOF OPENING AREA (M2)	APPROX. CLEAR OPENING SIZE (MM)
1050 × 1050	900×900	1.1	900 × 650
1200×1050	1050×900	1.26	1050 × 675
1200×1200	1050×1050	1.44	1050 × 750
1350×1050	1200×900	1.42	1200 × 600
1350×1200	1200×1050	1.62	1200 × 675
1350×1350	1200×1200	1.82	1200 × 750
1500×1050	1350×900	1.58	1350 × 525
1500×1200	1350×1050	1.8	1350 × 600
1500×1350	1350×1200	2.03	1350 × 675
1500×1500	1350×1350	2.25	1350 × 750
1650×1050	1500×900	1.73	1500 × 450
1650×1200	1500×1050	1.98	1500 × 525
1650×1350	1500×1200	2.23	1500 × 600
1650×1500	1500×1350	2.48	1500 × 675
1650×1650	1500×1500	2.72	1500 × 750

NOTES:

Access Building Products Ltd, Unit 86, Marston Moor Business Park, Tockwith YO26 7QF

T: 01423 874 753 E: info@accessbuildingproducts.co.uk

www.accessbuildingproducts.co.uk



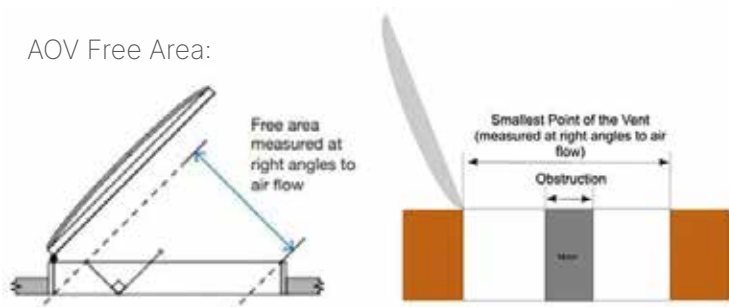
SEE PRODUCT

Central Actuator

- AOV Smoke Vent comprising of a PVC kerb with a polycarbonate dome.
- AOV smoke vents with offset actuators combine. Smoke Ventilation with access.
- All AOVs are designed to automatically extract smoke in the event of a fire.
- Typically sited on flat roofs above corridors and stairwells the vents open to an angle of 140 degrees in less than 60 seconds.
- 10 Year Guarantee
- CE Marked
- Secure by design



AOV Free Area:



The range is fully tested and certified in accordance with BS EN 12101-2. Covering standards for safety, security, non-fragility and fire safety with the full guarantee of an established, accredited UK manufacturer. Fully certified to approved document B.

SMOKE VENT SIZE (MM)	DAYLIGHT FREE AREA SIZE* (MM)	ROOF OPENING AREA (M2)	APPROX. CLEAR OPENING SIZE (MM)
1050 × 1050	900×900	1.1	900 × 650
1200×1050	1050×900	1.26	1050 × 675
1200×1200	1050×1050	1.44	1050 × 750
1350×1050	1200×900	1.42	1200 × 600
1350×1200	1200×1050	1.62	1200 × 675
1350×1350	1200×1200	1.82	1200 × 750
1500×1050	1350×900	1.58	1350 × 525
1500×1200	1350×1050	1.8	1350 × 600
1500×1350	1350×1200	2.03	1350 × 675
1500×1500	1350×1350	2.25	1350 × 750
1650×1050	1500×900	1.73	1500 × 450
1650×1200	1500×1050	1.98	1500 × 525
1650×1350	1500×1200	2.23	1500 × 600
1650×1500	1500×1350	2.48	1500 × 675
1650×1650	1500×1500	2.72	1500 × 750

NOTES:

Access Building Products Ltd, Unit 86, Marston Moor Business Park, Tockwith YO26 7QF

T: 01423 874 753 E: info@accessbuildingproducts.co.uk

www.accessbuildingproducts.co.uk



SEE PRODUCT

Accessories

Fire Switch for AOV Smoke Vent



Function: Alarm (open), reset and off, sound indicator
LED indication: "ok", "error" (yellow), "alarm activated" (red)

Size: 125 mm x 125 mm x 36 mm (W x H x D)

Colour: Orange, (grey available on request)

Protection degree: IP40

Consumption on error: 2.2 mA

Fire Brigade Priority Switch for AOV Smoke Vent



Priority Switch allowing Fire Brigade to control AOV Smoke Vents

Note: Only one priority switch per control panel

Control Panel for AOV Smoke Vent



AOV Control Panel - approved and tested for use with our range of AOV Smoke Vents

Needed to control your AOV and take inputs from additional controls or sensors such as Smoke Sensors and Fire Brigade switches

Allows manual opening and closing of AOV

Two versions; 5A and 8A depending on the size of your AOV Smoke Vent.

Smoke Detector for AOV Smoke Vent



Photo-electric detection of light scattered by smoke particles over a wide range of angles. The optical arrangement comprises an infra-red emitter with a prism and a photo-diode at 90° to the light beam with a wide field of view.

The integral LED flashes when the detector is in a quiescent state.

NOTES:





LOCKING OPTIONS

Feel Secure With Your Panel

Access Panels come with a variety of Security Locking systems to suit your needs. Some panels have the option to upgrade the locking system, which is listed on each item page within this brochure.



Tri-Drive Lock

This is the standard lock on our fire rated loft hatches and insulated access panels. It's airtight seal means that it works with our insulated hatches to reduce air and smoke transfer.



Key Lock

A more secure lock option to the budget lock, with slight variation on locks and keys depending on the type of panel that is installed in. Supplied as keyed alike for convenience.

Budget Lock

The standard lock supplied on the majority of our access panels. A recessed lock that is operated with square headed t-key. Each panel comes with a plastic bung or metal to cover the lock hole when not in use.



7 Pin-Tumbler Lock

A more secure keylock option for our fire rated loft hatches and access panels. It's airtight seal means that it works in harmony with our insulated hatches to reduce air and smoke transfer. Supplied as keyed alike for convenience.



Tamper Proof Lock

Another more secure option for our metal panels than the budget lock. Can be supplied on both fire rated and non-fire rated panels.



Hidden Latching Lock

A discrete touch latch mechanism that is only available on non-fire rated access panels. The front of the panel will have no visible lock and the door can just be gently pushed and released in order to allow access.



Fire Brigade Lock

Emergency services carry a set of keys to allow access quickly and easily should it be required. Most commonly supplied as an FB2 lock, these locks are more secure than the standard budget locks and tend to be used in communal areas.

The Printed Access Panel Is Here

JUST ADD
PRINT    



BE INSPIRED
THE POSSIBILITIES
ARE
ENDLESS...

JUST
3 simple
steps



1. Choose Your Panel Style



2. Contact Us For A Full Quote



3. Receive A Link & Upload An Image



01423 874 753



info@accessbuildingproducts.co.uk

www.accessbuildingproducts.co.uk

Further Information?
Scan the code or follow the link:

